



Product Data Sheet

HMK95AA

Revision 3

1 Application

Application	Refrigerant	Expansion Device	Cooling Type
LBP	R600a	Capillary	Static

1.1 Application Conditions

Max. Ambient temp. ¹	[°C]	43
Max. Steady discharge temp. ²	[°C]	120
Max. Peak discharge temp. ²	[°C]	135
Max. Steady condensing temp. ³	[°C]	60
Max. Peak condensing temp. ³	[°C]	70
Max. Winding temp. ⁴	[°C]	130

¹...static

²...measured on discharge tube, 50 mm from the shell

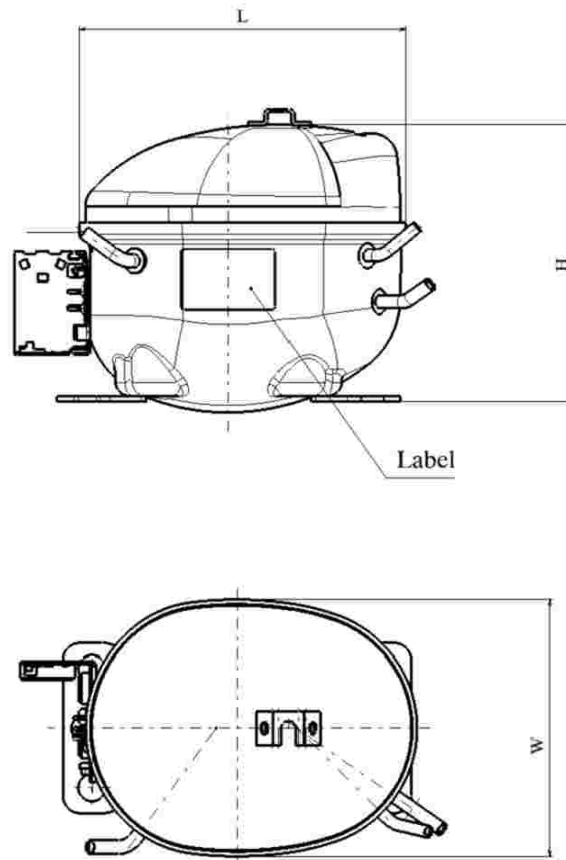
³...measured in the middle of condenser

⁴...calculated out of the measured difference of resistance

2 Mechanical Data

Displacement	[cm ³]	9,6
Net Weight ¹	[kg]	7,9
Oil Type		mineral
Oil Charge	[ml]	170
Oil Viscosity	[cst]	7
Suction muffler		Semi direct
Free Gas Volume	[cm ³]	1520
Length L	[mm]	237,5
Width W	[mm]	151,5
Height H	[mm]	159

¹...Compressor without accessories



3 Electrical Data

Power supply	[V]	220 - 240
Voltage range ¹	[V]	187 – 264
Frequency	[Hz]	50
Phase	[ph]	1
Motor type		RSIR
Rated current / Locked rotor current @ steady state	[A]	0,73 / 3,9
Max. Locked rotor current measured after 4 sec	[A]	10.1 / 4.7
Main wind. Resistance @ 25°C	[Ω]	20,3
Start wind. Resistance @ 25°C	[Ω]	25,3

¹...@ +43°C windings temperature - 3.5 barA equalized pressure

All data measured according to EN 60335

3.1 Electrical Component Data

Terminal board		ECC
Starting device	Code	K100
PTC	Type	A
Run Capacitor	[μF]	-

3.2 Motor Protector

Motor Protector	BDG	Wanbao	Sensata
Type	AE 18 FU x	B64 120 x	222 NFB YY x
Code	F5	MD	6C

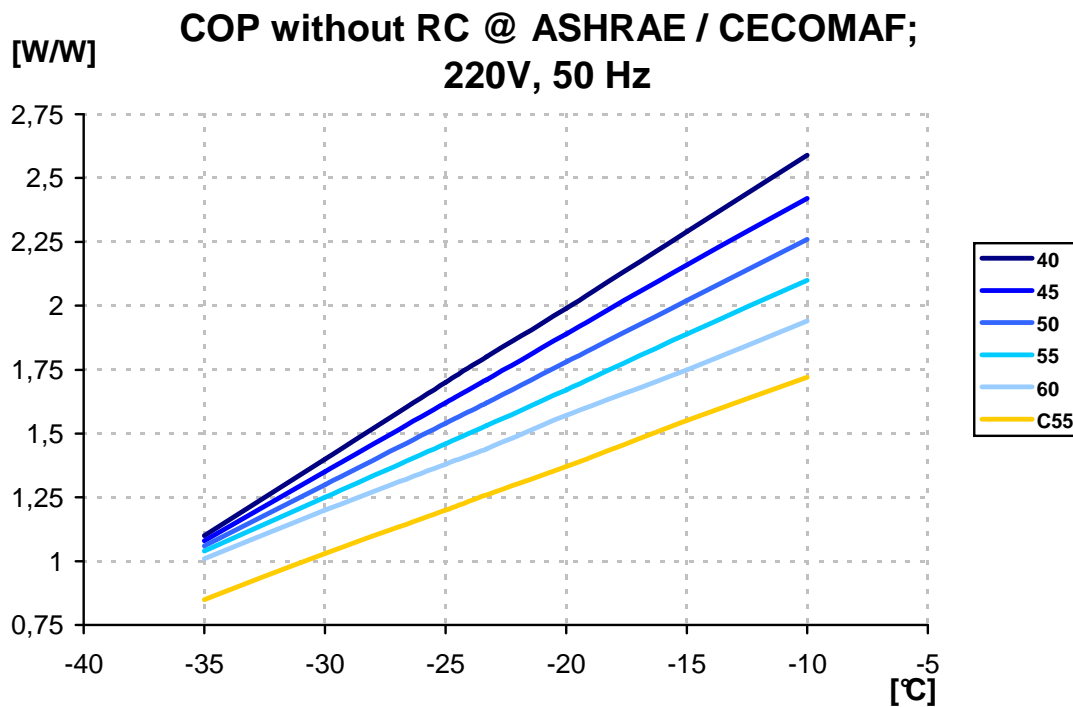
4 Performance Data

4.1 COP, Cooling Capacity and Input Power according to EN 12900

Performance Table COP without RC @ ASHRAE / CECOMAF; 220V, 50Hz; [W/W]:

Evap. temp. [°C]		-35	-30	-25	-23,3	-20	-15	-10	
Condensing temp. @	ASHRAE [°C]	40	1,10	1,40	1,70	1,80	1,99	2,29	2,59
		45	1,08	1,35	1,62	1,71	1,89	2,16	2,42
		50	1,06	1,30	1,54	1,62	1,78	2,02	2,26
		55	1,04	1,25	1,46	1,53	1,67	1,89	2,10
		60	1,01	1,20	1,38	1,44	1,57	1,75	1,94
	CECOMAF [°C]	C55	0,85	1,03	1,20	1,26	1,37	1,55	1,72

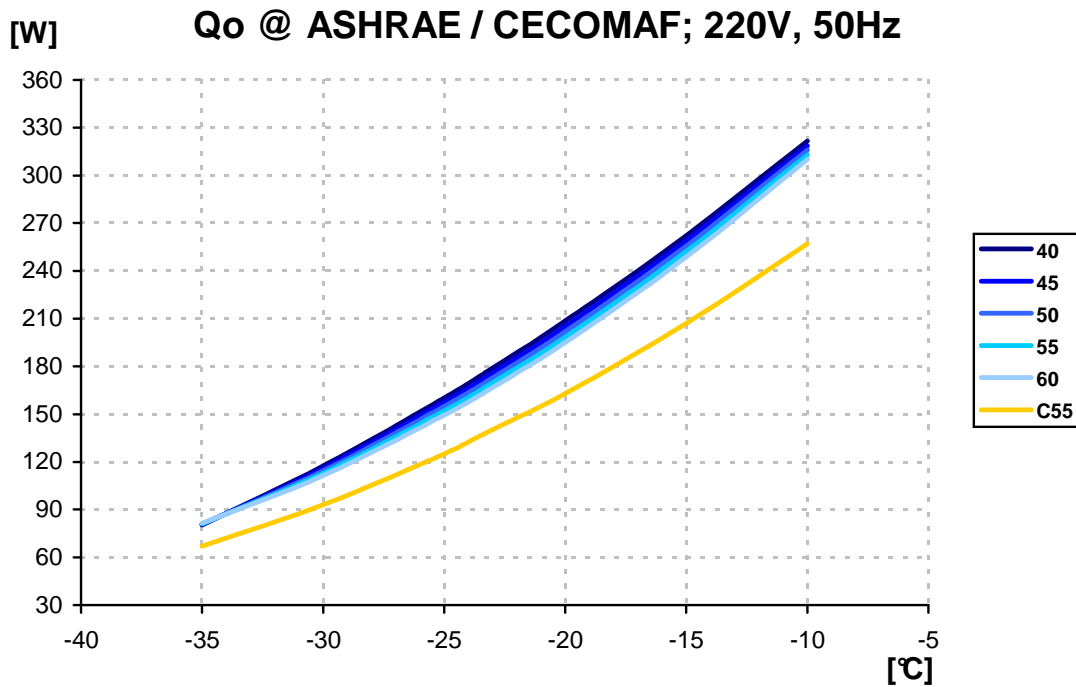
Performance Graph COP without RC:



Performance Table Cooling Capacity @ ASHRAE / CECOMAF; 220V, 50Hz; [W]:

Evap. temp. [°C]		-35	-30	-25	-23,3	-20	-15	-10	
Condensing temp. @	ASHRAE [°C]	40	80,3	117,5	160,2	176,0	208,5	262,2	321,6
		45	80,6	116,0	157,5	173,0	205,1	258,9	318,7
		50	80,9	114,5	154,8	170,0	201,8	255,5	315,9
		55	81,2	113,0	152,1	167,0	198,4	252,1	313,0
		60	81,5	111,5	149,3	164,0	195,1	248,7	310,1
	CECOMAF [°C]	C55	67,0	93,0	125,0	138,0	163,0	207,0	257,0

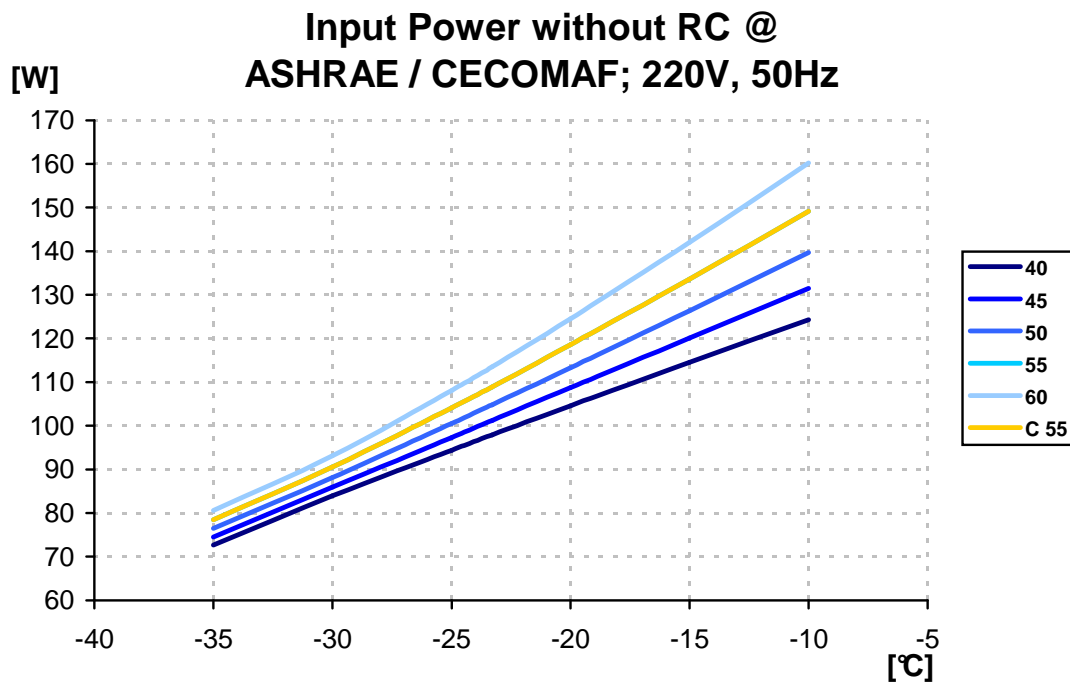
Performance Graph Cooling Capacity:



Performance Table Input Power without RC @ ASHRAE / CECOMAF; 220V, 50Hz; [W]:

Evap. temp. [°C]		-35	-30	-25	-23,3	-20	-15	-10	
Condensing temp. @	ASHRAE [°C]	40	72,7	83,9	94,4	97,9	104,6	114,5	124,3
		45	74,5	85,9	97,3	101,2	108,7	120,1	131,5
		50	76,5	88,1	100,5	104,8	113,3	126,4	139,7
		55	78,5	90,5	104,1	108,9	118,6	133,6	149,1
		60	80,6	93,1	108,1	113,5	124,5	142,0	160,2
	CECOMAF [°C]	C55	78,5	90,5	104,1	108,9	118,6	133,6	149,1

Performance Graph Input Power without RC:





Test Conditions @ 220V/50Hz		ASHRAE	CECOMAF
Evaporating temp.	[°C]	-23,3	-25
Condensing temp.	[°C]	55	55
Sub cooling temp.	[°C]	32	55
Suction temp.	[°C]	32	32
Ambient temp.	[°C]	32	32

Tolerance Range:

COP +/-7%
Cooling Capacity +/-5%

4.2 Rated current @ 55°C condensing temperature

Evaporating temperature	[°C]	-30	-23,3	-10
Rated current without RC	[A]	0,66	0,73	0,88