

HGX34/290-4 S CO2 T

Engine: 380-420V Y/YY -3- 50Hz PW

Refrigerant: R744

Subject: Предварительный расчет

Performance data

Application: Refrigeration & AC

Refrigerant	R744	Compressor refrigeration capacity	81.00 kW
Reference temperature	Dew point	Evaporator refrigeration capacity	81.00 kW
Supply frequency	50 Hz	Power consumption	31.50 kW
Power supply	50 Hz, 400 V	Current draw (400 V)	55.90 A
Evaporating temperature	0.1 °C	Coefficient of performance (COP/EER)	2.57
<i>Evaporating pressure (abs.)</i>	<i>34.94 bar</i>	Gas cooler heat rejection	113.00 kW
High pressure (abs.)	90.00 bar	Mass flow	0.546 kg/s
Gas cooler outlet temperature	35.0 °C	Discharge end temperature	93.9 °C ¹⁾
Suction gas superheat	10 K		
Subcooling (outside cond.)	-- K		
Usable superheat	100%		

1) The stated value of the discharge end temperature is a mere calculated value. Additional cooling and heat dissipation are not considered. Deviations (particularly in deep freezing applications) from the real measured discharge temperature during operation are possible.

Subject to change without notice

To: Промышленная Холодильная
Компания info@phk-holod.ru

From:

26.10.2022
Page 1 of 9

VAP 11.12.0

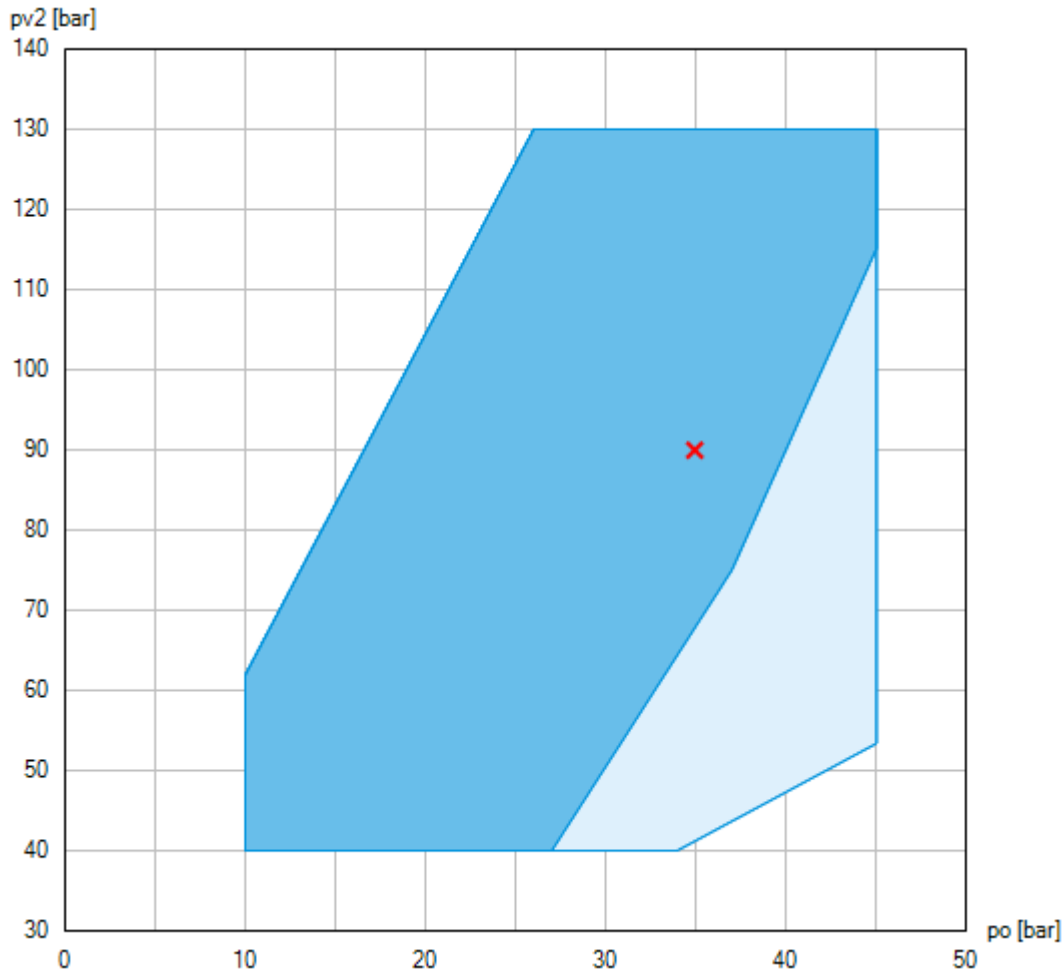
HGX34/290-4 S CO2 T



Engine: 380-420V Y/YY -3- 50Hz PW

Refrigerant: R744

Subject: Предварительный расчет

Operating limits



-  Unlimited application range
-  Unlimited application range (compressor with DCR22 CO2 flexxCO2NTROL not permitted - range preliminary)

Compressor operation is possible within the limits shown on the diagrams of application. Compressor application limits should not be chosen for design purposes or continuous operation.

Subject to change without notice

To: Промышленная Холодильная
Компания info@phk-holod.ru

From:

26.10.2022
Page 2 of 9

VAP 11.12.0

HGX34/290-4 S CO2 T

Engine: 380-420V Y/YY -3- 50Hz PW

Refrigerant: R744

Subject: Предварительный расчет

Technical data

Number of cylinders / Bore / Stroke	4 / 45 mm / 46 mm
Displacement 50/60 Hz (1450/1740 1/min)	25,50 / 30,60 m ³ /h
Voltage ¹⁾	380-420V Y/YY -3- 50Hz PW
	440-480V Y/YY -3- 60Hz PW
Winding divided into	50% / 50%
Max. working current ²⁾	77.5 A
Max. power consumption ²⁾	46.0 kW
Starting current (rotor blocked) ²⁾	196.0 / 335.0 A
Motor protection	INT69 G
Protection terminal box	IP 65
Weight	218 kg
Frequency range ³⁾	20 - 70 Hz
Max. permissible overpressure (g) (LP/HP) ⁴⁾	100 / 150 bar
Connection suction line SV	35 mm - 1 3/8 "
Connection discharge line DV	28 mm - 1 1/8 "
Lubrication	Oil pump
Oil type R744	BOCKlub E85
Oil charge	2,3 Ltr.
Dimensions Length / Width / Height	726 / 417 / 393 mm
Sound power level L _{WA} ⁵⁾	82 dB(A) @ -10 °C / 15 °C / 10 K
	80 dB(A) @ -10 °C / 90 bar / 10 K
	82 dB(A) @ +5 °C / 100 bar / 10 K
Sound pressure level L _{pA} ⁵⁾	69 dB(A) @ -10 °C / 15 °C / 10 K
	67 dB(A) @ -10 °C / 90 bar / 10 K
	69 dB(A) @ +5 °C / 100 bar / 10 K

1) Tolerance (± 10%) relates to the mean value of the voltage range. Other voltages and current types on request

All data are based on voltage rms values

2) - The stated value for the max. power consumption is valid for the adjusted power supply.

- Starting current (rotor blocked):

- Part winding (PW) motors: Winding 1 / Winding 1+2
- Delta/Star (Δ/Y) motors: Δ / Y

- Take account of the max. operating current / max. power consumption for designing motor contractors, feed lines, fuses and motor protection switches. Motor contractors: Consumption category AC3.

Subject to change without notice

To: Промышленная Холодильная
Компания info@phk-holod.ru

From:

26.10.2022
Page 3 of 9

VAP 11.12.0

HGX34/290-4 S CO2 T

Engine: 380-420V Y/YY -3- 50Hz PW

Refrigerant: R744

Subject: Предварительный расчет

- 3) The maximum permissible working current of the compressor (I_{max}) must not be exceeded. Take account of the guidelines for use of frequency inverter (see compressor assembly instruction or selection software).
- 4) LP = Low pressure
HP = High pressure
- 5) Declared dual-number noise emission values are in accordance with ISO 4871. The corresponding uncertainty to the sound power level is $K_{WA} = 2,5$ dB and to the sound pressure level is $K_{pA} = 2,5$ dB. The values are valid for 50 Hz with the refrigerant R744 at the standard rating points according to EN 12900.
 - A-weighted sound power level L_{WA} (re 1 pW), in decibel. To determine the values, measurement methods of the ISO 3740 standard with accuracy class 2 or higher were used.
 - A-weighted sound pressure level L_{pA} (re 20 μ Pa), in decibel. The values are calculated from the sound power level in accordance with ISO 11203: $L_{pA} = L_{WA} - Q_2$ at a distance of $d = 1$ m to the reference box.

Subject to change without notice

To: Промышленная Холодильная
Компания info@phk-holod.ru

From:

26.10.2022
Page 4 of 9

VAP 11.12.0

HGX34/290-4 S CO2 T

Engine: 380-420V Y/YY -3- 50Hz PW

Refrigerant: R744

Subject: Предварительный расчет

Performance data table

Application: Refrigeration & AC

Supply frequency: 50 Hz

Voltage: 400 V

Suction gas superheat: 10 K

Subcooling (outside cond.): -- K

Subcritical

tc [°C]		to [°C]									
		5.0	0.0	-5.0	-10.0	-15.0	-20.0	-25.0	-30.0	-35.0	-40.0
10.0	Q [W]		133000	114000	97100	82100	69000	57300	47100	38100	30100
	P [kW]		10.90	13.20	14.80	15.80	16.30	16.50	16.20	15.70	15.10
	I [A]		33.90	35.60	36.90	37.80	38.30	38.40	38.20	37.70	37.20
15.0	Q [W]	143000	123000	106000	89500	75500	63200	52400	42800	34400	26900
	P [kW]	11.90	14.50	16.30	17.50	18.20	18.40	18.20	17.70	17.00	16.10
	I [A]	34.60	36.60	38.30	39.40	40.00	40.20	40.00	39.60	38.90	38.10
20.0	Q [W]	130000	112000	95800	81300	68400	57100	47100	38300	30500	23600
	P [kW]	15.90	18.00	19.40	20.20	20.50	20.40	19.80	19.10	18.10	17.00
	I [A]	37.80	39.80	41.30	42.10	42.40	42.30	41.70	40.90	40.00	38.90
25.0	Q [W]	116000	99500	85000	72000	60400	50200	41100	33200	26200	
	P [kW]	19.80	21.40	22.40	22.80	22.70	22.30	21.40	20.40	19.20	
	I [A]	41.70	43.40	44.50	45.00	44.90	44.30	43.40	42.30	41.00	
30.0	Q [W]	94200	81100	69200	58400	48900	40400	32900	26300		
	P [kW]	23.70	24.90	25.40	25.40	24.90	24.10	23.00	21.70		
	I [A]	46.00	47.40	48.00	48.00	47.40	46.50	45.20	43.70		

Transcritical

tga [°C]		to [°C]									
		5.0	0.0	-5.0	-10.0	-15.0	-20.0	-25.0	-30.0	-35.0	-40.0
30	pV2 [bar]	75	75	75	75	75	75	75	75		
	Q [W]	102000	87500	74600	63000	52800	43700	35500	28300		
	P [kW]	25.10	26.00	26.40	26.20	25.70	24.70	23.50	22.10		
	I [A]	47.60	48.80	49.20	49.10	48.30	47.20	45.80	44.20		
35	pV2 [bar]	85	90	90	90	90	90	90	80		
	Q [W]	88800	80700	68500	57600	47800	39100	31400	16800		
	P [kW]	29.40	31.50	31.10	30.30	29.10	27.60	26.00	22.80		
	I [A]	53.10	55.90	55.40	54.30	52.70	50.80	48.70	45.00		
40	pV2 [bar]	100	100	105	105	105	100	90			
	Q [W]	83600	71500	62500	52200	43000	34000	22000			
	P [kW]	35.00	34.70	35.20	33.80	32.20	29.40	26.00			
	I [A]	60.80	60.40	61.20	59.20	56.90	53.10	48.70			
45	pV2 [bar]	115	115	115	120	115	100				
	Q [W]	77300	65900	55500	47100	37800	25200				
	P [kW]	40.00	39.10	37.80	37.50	34.30	29.40				
	I [A]	68.30	67.00	65.00	64.50	59.90	53.10				
50	pV2 [bar]	130	130	130	130	115	100				
	Q [W]	70900	60200	50500	41700	30600	16300				
	P [kW]	45.00	43.70	42.00	40.10	34.30	29.40				
	I [A]	76.10	74.00	71.40	68.50	59.90	53.10				

Subject to change without notice

To: Промышленная Холодильная
Компания info@phk-holod.ru

From:

26.10.2022
Page 5 of 9

VAP 11.12.0

HGX34/290-4 S CO2 T

Engine: 380-420V Y/YY -3- 50Hz PW

Refrigerant: R744

Subject: Предварительный расчет

- Unlimited application range (compressor with DCR22 CO2 flexxCO2NTROL not permitted - range preliminary)
- Optimal high pressure is outside of the operating limits. Performance data are indicated at maximal possible high pressure.

to Evaporating temperature
tc Condensing temperature
tga Gas cooler outlet temperature
pV2 High pressure (abs.)
Q Compressor refrigeration capacity
P Power consumption
I Current draw

Subject to change without notice

To: Промышленная Холодильная
Компания info@phk-holod.ru

From:

26.10.2022
Page 6 of 9

VAP 11.12.0

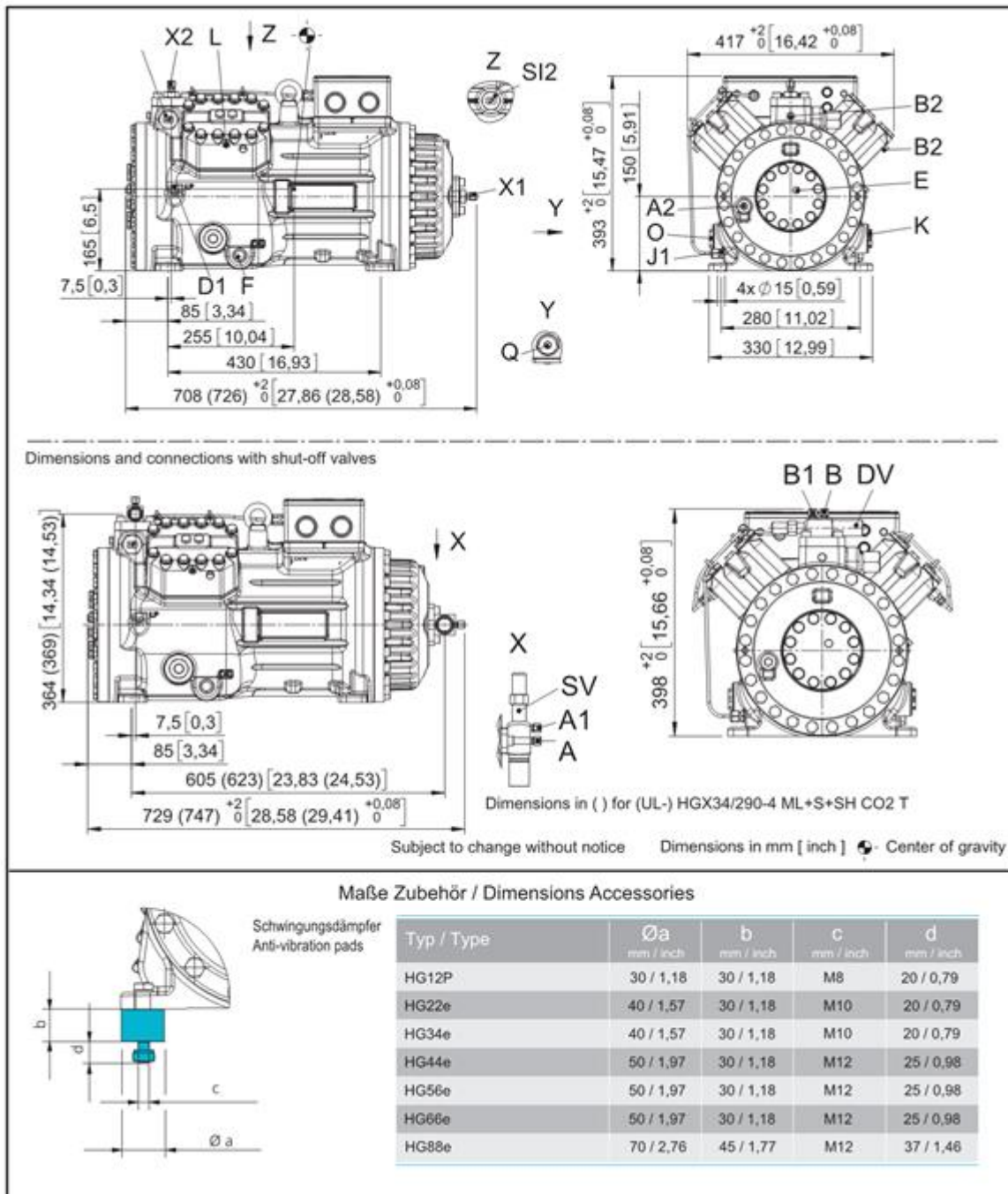
HGX34/290-4 S CO2 T

Engine: 380-420V Y/YY -3- 50Hz PW

Refrigerant: R744

Subject: Предварительный расчет

Dimensions and connections



Subject to change without notice

To: Промышленная Холодильная
Компания info@phk-holod.ru

From:

26.10.2022
Page 7 of 9

VAP 11.12.0

HGX34/290-4 S CO2 T

Engine: 380-420V Y/YY -3- 50Hz PW

Refrigerant: R744

Subject: Предварительный расчет

SV	Suction connection, tube \varnothing ¹⁾	35 mm - 1 3/8 "
DV	Discharge connection, tube \varnothing ¹⁾	28 mm - 1 1/8 "
A	Connection suction side, not lockable	7/16" UNF
A1	Connection suction side, lockable	7/16" UNF
A2	Connection suction side, not lockable	1/8" NPTF
B	Connection discharge side, not lockable	7/16" UNF
B1	Connection discharge side, lockable	7/16" UNF
B2	Connection discharge side, not lockable	1/8" NPTF
D1	Connection oil return from oil separator	1/4" NPTF
E	Connection oil pressure gauge	1/8" NPTF
F	Oil drain	M22x1,5
J1	Oil sump heater	3/8" NPTF
K	Sight glass	1 1/8 " - 18 UNEF
L	Connection thermal protection thermostat ²⁾	1/8" NPTF
O	Connection oil level regulator	1 1/8 " - 18 UNEF
Q	Connection oil temperature sensor	1/8" NPTF
SI1	Decompression valve HP	M24x1,5
SI2	Decompression valve LP	M22x1,5
X1	Connection for schrader valve, suction side	7/16" UNF
X2	Connection for schrader valve, discharge side	7/16" UNF

1) Solder/ Welding connection, cutting ring

2) No connection discharge side

Subject to change without notice

To: Промышленная Холодильная
Компания info@phk-holod.ru

From:

26.10.2022
Page 8 of 9

VAP 11.12.0

HGX34/290-4 S CO2 T

Engine: 380-420V Y/YY -3- 50Hz PW

Refrigerant: R744

Subject: Предварительный расчет

BOCK colour the world
of tomorrow

Product photo

Picture similar and/or with accessories.



Subject to change without notice

To: Промышленная Холодильная
Компания info@phk-holod.ru

From:

26.10.2022
Page 9 of 9

VAP 11.12.0