

HGX46/345-4 S CO2 T

Engine: 380-420V Y/YY -3- 50Hz PW

Refrigerant: R744

Subject: Предварительный расчет

Performance data

Application: Refrigeration & AC

Refrigerant	R744	Compressor refrigeration capacity	95.40 kW
Reference temperature	Dew point	Evaporator refrigeration capacity	95.40 kW
Supply frequency	50 Hz	Power consumption	36.60 kW
Power supply	50 Hz, 400 V	Current draw (400 V)	66.80 A
Evaporating temperature	0.1 °C	Coefficient of performance (COP/EER)	2.61
Evaporating pressure (abs.)	34.94 bar	Gas cooler heat rejection	133.00 kW
High pressure (abs.)	90.00 bar	Mass flow	0.643 kg/s
Gas cooler outlet temperature	35.0 °C	Discharge end temperature	93.4 °C ¹⁾
Suction gas superheat	10 K		
Subcooling (outside cond.)	-- K		
Usable superheat	100%		

Certifications



ASERCOM certified performance data

The performance data of compressors bearing this label has been certified to the strict requirements of ASERCOM.

ASERCOM is the Association of European Refrigeration Compressors and Controls Manufacturers. Information about the Association and the constantly updated overview of certified Bock compressors can be found at www.asercom.org.

This certification is based on EN 12900. This signifies: 10 K suction gas superheat without liquid subcooling at 50 Hz power supply frequency.

1) The stated value of the discharge end temperature is a mere calculated value. Additional cooling and heat dissipation are not considered. Deviations (particularly in deep freezing applications) from the real measured discharge temperature during operation are possible.

Subject to change without notice

To: Промышленная Холодильная
Компания info@phk-holod.ru

From:

26.10.2022
Page 1 of 9

VAP 11.12.0

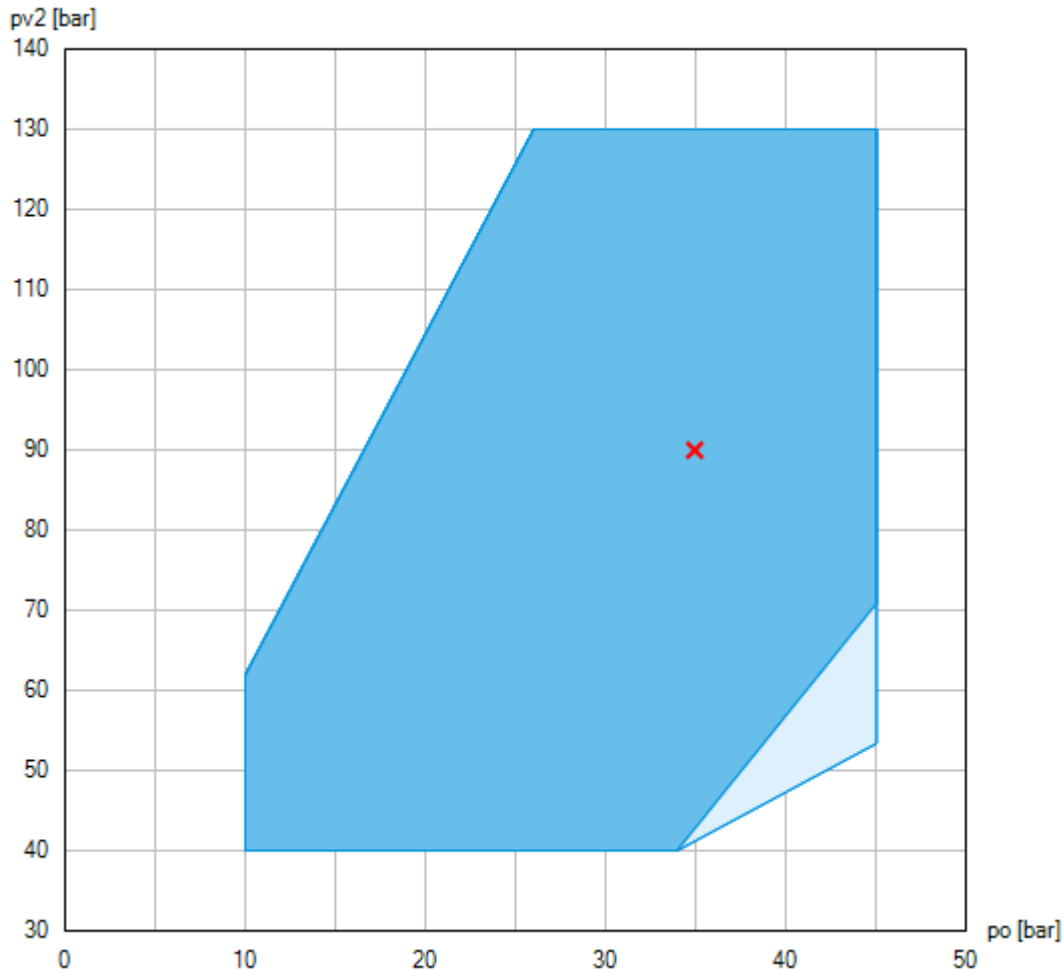
HGX46/345-4 S CO2 T



Engine: 380-420V Y/YY -3- 50Hz PW

Refrigerant: R744

Subject: Предварительный расчет

Operating limits



-  Unlimited application range
-  Unlimited application range (compressor with DCR22 CO2 flexxCO2NTROL not permitted - range preliminary)

Compressor operation is possible within the limits shown on the diagrams of application. Compressor application limits should not be chosen for design purposes or continuous operation.

Subject to change without notice

To: Промышленная Холодильная
Компания info@phk-holod.ru

From:

26.10.2022
Page 2 of 9

VAP 11.12.0

HGX46/345-4 S CO2 T

Engine: 380-420V Y/YY -3- 50Hz PW

Refrigerant: R744

Subject: Предварительный расчет

Technical data

Number of cylinders / Bore / Stroke	6 / 40 mm / 46 mm
Displacement 50/60 Hz (1450/1740 1/min)	30,20 / 36,20 m³/h
Voltage 1)	380-420V Y/YY -3- 50Hz PW
	440-480V Y/YY -3- 60Hz PW
Winding divided into	50% / 50%
Max. working current 2)	90.9 A
Max. power consumption 2)	53.4 kW
Starting current (rotor blocked) 2)	222.0 / 361.0 A
Motor protection	INT69 G
Protection terminal box	IP 65
Weight	242 kg
Frequency range 3)	20 - 70 Hz
Max. permissible overpressure (g) (LP/HP) 4)	100 / 150 bar
Connection suction line SV	35 mm - 1 3/8 "
Connection discharge line DV	28 mm - 1 1/8 "
Lubrication	Oil pump
Oil type R744	BOCKlub E85
Oil charge	2,6 Ltr.
Dimensions Length / Width / Height	774 / 466 / 403 mm
Sound power level L _{WA} 5)	86 dB(A) @ -10 °C / 15 °C / 10 K
	84 dB(A) @ -10 °C / 90 bar / 10 K
	86 dB(A) @ +5 °C / 100 bar / 10 K
Sound pressure level L _{pA} 5)	73 dB(A) @ -10 °C / 15 °C / 10 K
	70 dB(A) @ -10 °C / 90 bar / 10 K
	73 dB(A) @ +5 °C / 100 bar / 10 K

1) Tolerance (± 10%) relates to the mean value of the voltage range. Other voltages and current types on request

All data are based on voltage rms values

2) - The stated value for the max. power consumption is valid for the adjusted power supply.

- Starting current (rotor blocked):

- Part winding (PW) motors: Winding 1 / Winding 1+2
- Delta/Star (Δ/Y) motors: Δ / Y

- Take account of the max. operating current / max. power consumption for designing motor contractors, feed lines, fuses and motor protection switches. Motor contractors: Consumption category AC3.

Subject to change without notice

To: Промышленная Холодильная
Компания info@phk-holod.ru

From:

26.10.2022
Page 3 of 9

VAP 11.12.0

HGX46/345-4 S CO2 T

Engine: 380-420V Y/YY -3- 50Hz PW

Refrigerant: R744

Subject: Предварительный расчет

- 3) The maximum permissible working current of the compressor (I_{max}) must not be exceeded. Take account of the guidelines for use of frequency inverter (see compressor assembly instruction or selection software).
- 4) LP = Low pressure
HP = High pressure
- 5) Declared dual-number noise emission values are in accordance with ISO 4871. The corresponding uncertainty to the sound power level is $K_{WA} = 2,5$ dB and to the sound pressure level is $K_{pA} = 2,5$ dB. The values are valid for 50 Hz with the refrigerant R744 at the standard rating points according to EN 12900.
 - A-weighted sound power level L_{WA} (re 1 pW), in decibel. To determine the values, measurement methods of the ISO 3740 standard with accuracy class 2 or higher were used.
 - A-weighted sound pressure level L_{pA} (re 20 μ Pa), in decibel. The values are calculated from the sound power level in accordance with ISO 11203: $L_{pA} = L_{WA} - Q_2$ at a distance of $d = 1$ m to the reference box.

Subject to change without notice

To: Промышленная Холодильная
Компания info@phk-holod.ru

From:

26.10.2022
Page 4 of 9

VAP 11.12.0

HGX46/345-4 S CO2 T

Engine: 380-420V Y/YY -3- 50Hz PW

Refrigerant: R744

Subject: Предварительный расчет

Performance data table

Application: Refrigeration & AC

Supply frequency: 50 Hz

Voltage: 400 V

Suction gas superheat: 10 K

Subcooling (outside cond.): -- K

Subcritical

tc [°C]		to [°C]									
		5.0	0.0	-5.0	-10.0	-15.0	-20.0	-25.0	-30.0	-35.0	-40.0
10.0	Q [W]		158000	135000	114000	95600	79700	65800	53700	43300	34400
	P [kW]		13.20	15.50	17.20	18.30	19.00	19.20	19.00	18.40	17.50
	I [A]		42.00	43.80	45.20	46.30	46.90	47.10	46.90	46.40	45.50
15.0	Q [W]	170000	146000	124000	105000	87900	73100	60200	49000	39400	31200
	P [kW]	14.60	17.10	18.90	20.30	21.10	21.40	21.30	20.80	19.90	18.70
	I [A]	43.10	45.20	46.90	48.10	48.90	49.20	49.10	48.60	47.80	46.60
20.0	Q [W]	155000	133000	113000	95200	79700	66100	54300	44100	35400	28000
	P [kW]	18.90	21.00	22.40	23.40	23.80	23.80	23.40	22.50	21.40	19.80
	I [A]	46.80	48.80	50.20	51.20	51.70	51.70	51.20	50.40	49.20	47.70
25.0	Q [W]	137000	118000	99900	84200	70400	58200	47700	38700	31000	
	P [kW]	23.30	24.90	25.90	26.50	26.50	26.20	25.40	24.20	22.70	
	I [A]	51.10	52.80	53.90	54.50	54.60	54.20	53.30	52.10	50.50	
30.0	Q [W]	112000	95500	81200	68400	57100	47200	38600	31200		
	P [kW]	27.60	28.80	29.40	29.60	29.20	28.50	27.30	25.80		
	I [A]	55.80	57.10	57.90	58.00	57.60	56.80	55.40	53.80		

Transcritical

tga [°C]		to [°C]									
		5.0	0.0	-5.0	-10.0	-15.0	-20.0	-25.0	-30.0	-35.0	-40.0
30	pV2 [bar]	75	75	75	75	75	75	75	75		
	Q [W]	121000	104000	87600	73800	61600	50900	41700	33700		
	P [kW]	29.20	30.10	30.60	30.60	30.10	29.20	28.00	26.30		
	I [A]	57.60	58.70	59.30	59.30	58.70	57.70	56.20	54.30		
35	pV2 [bar]	85	90	90	90	90	90	90	80		
	Q [W]	105000	95100	80600	67700	56400	46500	38000	20300		
	P [kW]	34.10	36.60	36.30	35.60	34.40	32.90	31.00	27.20		
	I [A]	63.60	66.80	66.40	65.50	64.00	62.00	59.70	55.30		
40	pV2 [bar]	100	100	105	105	105	100	90			
	Q [W]	98400	84100	73500	61700	51300	41000	26700			
	P [kW]	40.70	40.40	41.30	39.90	38.20	35.00	31.00			
	I [A]	72.30	71.90	73.20	71.30	68.90	64.70	59.70			
45	pV2 [bar]	115	115	115	120	115	100				
	Q [W]	90400	77200	65300	56000	45600	30400				
	P [kW]	46.70	45.80	44.40	44.10	40.60	35.00				
	I [A]	80.80	79.50	77.60	77.10	72.20	64.70				
50	pV2 [bar]	130	130	130	130	115	100				
	Q [W]	82400	70300	59500	49900	36900	19600				
	P [kW]	52.40	51.00	49.20	46.90	40.60	35.00				
	I [A]	89.60	87.40	84.60	81.30	72.20	64.70				

Subject to change without notice

To: Промышленная Холодильная
Компания info@phk-holod.ru

From:

26.10.2022
Page 5 of 9

VAP 11.12.0

HGX46/345-4 S CO2 T

Engine: 380-420V Y/YY -3- 50Hz PW

Refrigerant: R744

Subject: Предварительный расчет

- Unlimited application range (compressor with DCR22 CO2 flexxCO2NTROL not permitted - range preliminary)
- Optimal high pressure is outside of the operating limits. Performance data are indicated at maximal possible high pressure.

to Evaporating temperature
tc Condensing temperature
tga Gas cooler outlet temperature
pV2 High pressure (abs.)
Q Compressor refrigeration capacity
P Power consumption
I Current draw

Subject to change without notice

To: Промышленная Холодильная
Компания info@phk-holod.ru

From:

26.10.2022
Page 6 of 9

VAP 11.12.0

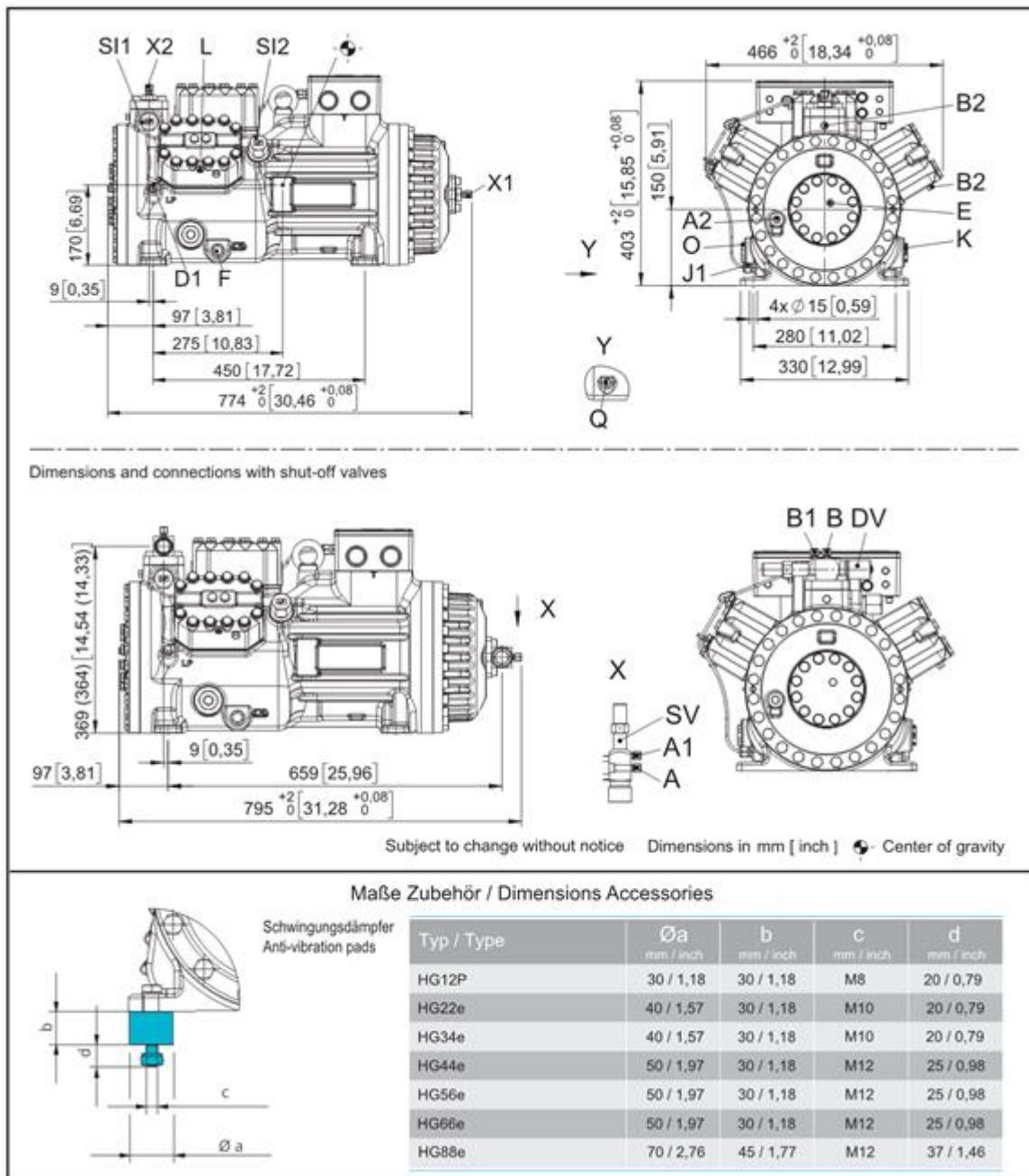
HGX46/345-4 S CO2 T

Engine: 380-420V Y/YY -3- 50Hz PW

Refrigerant: R744

Subject: Предварительный расчет

Dimensions and connections



Subject to change without notice

To: Промышленная Холодильная
Компания info@phk-holod.ru

From:

26.10.2022
Page 7 of 9

VAP 11.12.0

HGX46/345-4 S CO2 T

Engine: 380-420V Y/YY -3- 50Hz PW

Refrigerant: R744

Subject: Предварительный расчет

SV	Suction connection, tube \varnothing ¹⁾	35 mm - 1 3/8 "
DV	Discharge connection, tube \varnothing ¹⁾	28 mm - 1 1/8 "
A	Connection suction side, not lockable	7/16" UNF
A1	Connection suction side, lockable	7/16" UNF
A2	Connection suction side, not lockable	1/8" NPTF
B	Connection discharge side, not lockable	7/16" UNF
B1	Connection discharge side, lockable	7/16" UNF
B2	Connection discharge side, not lockable	1/8" NPTF
D1	Connection oil return from oil separator	1/4" NPTF
E	Connection oil pressure gauge	1/8" NPTF
F	Oil drain	M22x1,5
J1	Oil sump heater	3/8" NPTF
K	Sight glass	1 1/8 " - 18 UNEF
L	Connection thermal protection thermostat ²⁾	1/8" NPTF
O	Connection oil level regulator	1 1/8 " - 18 UNEF
Q	Connection oil temperature sensor	1/8" NPTF
SI1	Decompression valve HP	M24x1,5
SI2	Decompression valve LP	M22x1,5
X1	Connection for schrader valve, suction side	7/16" UNF
X2	Connection for schrader valve, discharge side	7/16" UNF

1) Solder/ Welding connection, cutting ring

2) No connection discharge side

Subject to change without notice

To: Промышленная Холодильная
Компания info@phk-holod.ru

From:

26.10.2022
Page 8 of 9

VAP 11.12.0

HGX46/345-4 S CO2 T

Engine: 380-420V Y/YY -3- 50Hz PW

Refrigerant: R744

Subject: Предварительный расчет

BOCK colour the world
of tomorrow

Product photo

Picture similar and/or with accessories.



Subject to change without notice

To: Промышленная Холодильная
Компания info@phk-holod.ru

From:

26.10.2022
Page 9 of 9

VAP 11.12.0