

HA34e/315-4

Engine: 220-240V Δ / 380-420V Y -3- 50Hz

Refrigerant: R22

Subject: Предварительный расчет

Performance data

Application: Refrigeration & AC

Refrigerant	R22	Compressor refrigeration capacity	3.91 kW
Reference temperature	Dew point	Evaporator refrigeration capacity	3.91 kW
Power supply	50 Hz, 400 V	Power consumption	2.78 kW
Supply frequency	50 Hz	Current draw (400 V)	5.98 A
Evaporating temperature	-35.0 °C	Coefficient of performance (COP/EER)	1.41
<i>Evaporating pressure (abs.)</i>	1.32 bar	Condensing capacity	6.28 kW
Condensing temperature	40.0 °C	Mass flow	0.022 kg/s
<i>Condensing pressure (abs.)</i>	15.33 bar	Discharge end temperature	-- °C ¹⁾
Suction gas temperature	20 °C		
Subcooling (outside cond.)	0 K		
Usable superheat	100%		

Preliminary capacity data.

- 1) The information about the discharge end temperature is a purely calculated value. Among other things, the heat dissipation of the compressor is not taken into account. In reality, the deviations from the actually measured discharge end temperature can vary depending on e.g. the ambient temperature, superheat, etc. The displayed discharge end temperature is limited to a minimum value of 60°C, which is indicated by a preceding "<" sign.

Subject to change without notice

To: Промышленная Холодильная
Компания info@phk-holod.ru

From:

13.02.2023
Page 1 of 9

VAP 11.12.0

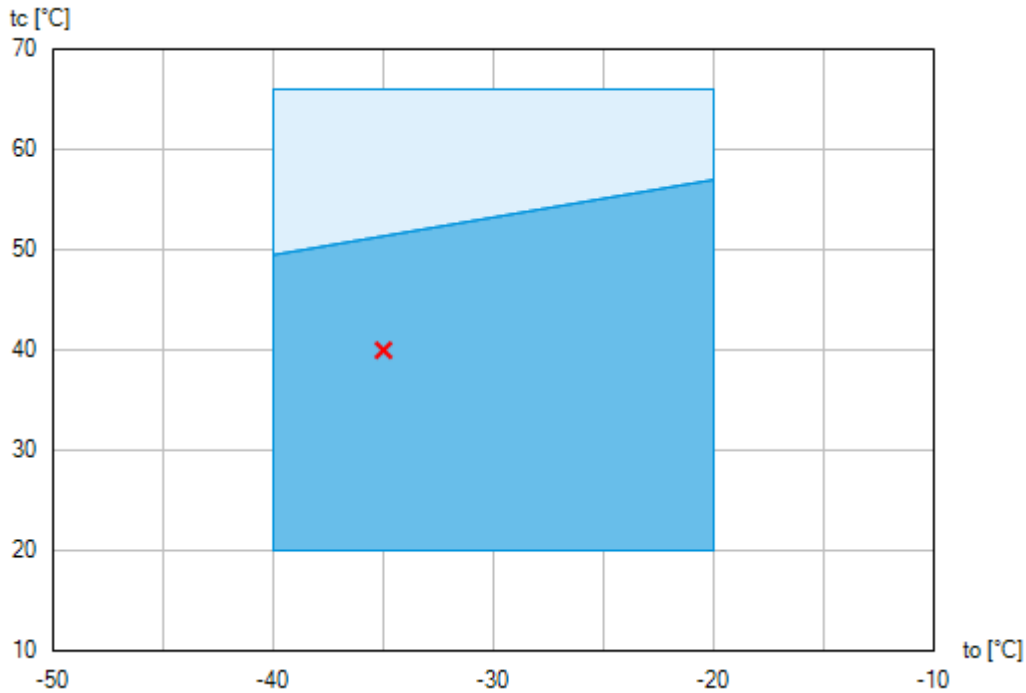
HA34e/315-4



Engine: 220-240V Δ / 380-420V Y -3- 50Hz

Refrigerant: R22

Subject: Предварительный расчет

Operating limits



-  Unlimited application range
-  Reduced suction gas temperature ($\Delta t_{oh} < 20K$)

Compressor operation is possible within the limits shown on the diagrams of application. Please note the coloured areas. Compressor application limits should not be chosen for design purposes or continuous operation. Axis values refer to dew point (saturated vapour line).

Subject to change without notice

To: Промышленная Холодильная
Компания info@phk-holod.ru

From:

13.02.2023
Page 2 of 9

VAP 11.12.0

HA34e/315-4

Engine: 220-240V Δ / 380-420V Y -3- 50Hz

Refrigerant: R22

Subject: Предварительный расчет

Technical data

Number of cylinders / Bore / Stroke	4 / 50 mm / 40 mm
Displacement 50/60 Hz (1450/1740 1/min)	27,30 / 32,80 m ³ /h
Voltage ¹⁾	220-240V Δ / 380-420V Y -3- 50Hz
	265-290V Δ / 440-480V Y -3- 60Hz
Max. working current ²⁾	17.1 / 9.9 A
Max. power consumption ²⁾	5.8 kW
Starting current (rotor blocked) ²⁾	111.0 / 64.0 A
Motor protection	INT69 G
Protection terminal box / HA-fan	IP 66 / IP 44
Voltage HA-fan	230 V - 1 - 50/60 Hz, 38 W
Weight	96 kg
Frequency range ³⁾	25 - 70 Hz
Max. permissible overpressure (g) (LP/HP) ⁴⁾	19 / 28 bar
Connection suction line SV	22 mm - 7/8 "
Connection discharge line DV	16 mm - 5/8 "
Lubrication	Oil pump
Oil type R134a, R404A, R407A/C/F, R448A, R449A, R450A, R513A	BOCKlub E55
Oil type R22	BOCKlub A46
Oil charge	1,3 Ltr.
Dimensions Length / Width / Height	578 / 303 / 318 mm

1) Tolerance ($\pm 10\%$) relates to the mean value of the voltage range. Other voltages and current types on request

All data are based on voltage rms values

2) - The stated value for the max. power consumption is valid for the adjusted power supply.

- Starting current (rotor blocked):

- Part winding (PW) motors: Winding 1 / Winding 1+2
- Delta/Star (Δ/Y) motors: Δ / Y

- Take account of the max. operating current / max. power consumption for designing motor contractors, feed lines, fuses and motor protection switches. Motor contractors: Consumption category AC3.

3) The maximum permissible working current of the compressor (I_{max}) must not be exceeded. Take account of the guidelines for use of frequency inverter (see compressor assembly instruction or selection software).

4) LP = Low pressure
HP = High pressure

Subject to change without notice

To: Промышленная Холодильная
Компания info@phk-holod.ru

From:

13.02.2023
Page 3 of 9

VAP 11.12.0

HA34e/315-4

Engine: 220-240V Δ / 380-420V Y -3- 50Hz

Refrigerant: R22

Subject: Предварительный расчет

Performance data table

Application: Refrigeration & AC

Reference temperature: Dew point

Supply frequency: 50 Hz

Voltage: 400 V

Suction gas temperature: 20 °C

Subcooling (outside cond.): 0 K

tc [°C]		to [°C]										
		-20.0	-25.0	-30.0	-35.0	-40.0						
15.0	Q [W]											
	P [kW]											
	I [A]											
20.0	Q [W]	12000	9470	7370	5600	4140						
	P [kW]	3.47	3.22	2.94	2.64	2.32						
	I [A]	6.77	6.48	6.16	5.82	5.49						
25.0	Q [W]	11300	8890	6870	5180	3770						
	P [kW]	3.71	3.40	3.06	2.70	2.34						
	I [A]	7.06	6.69	6.29	5.89	5.51						
30.0	Q [W]	10600	8310	6380	4750	3410						
	P [kW]	3.92	3.55	3.15	2.75	2.35						
	I [A]	7.33	6.87	6.40	5.94	5.51						
35.0	Q [W]	9910	7730	5880	4330	3050						
	P [kW]	4.12	3.68	3.23	2.78	2.33						
	I [A]	7.58	7.03	6.49	5.97	5.50						
40.0	Q [W]	9240	7150	5390	3910	2690						
	P [kW]	4.29	3.79	3.28	2.78	2.29						
	I [A]	7.80	7.16	6.55	5.98	5.46						
45.0	Q [W]	8560	6580	4900	3500	2340						
	P [kW]	4.44	3.87	3.31	2.76	2.24						
	I [A]	7.99	7.27	6.59	5.96	5.40						
50.0	Q [W]	7890	6010	4420	3090	1990						
	P [kW]	4.56	3.94	3.32	2.73	2.16						
	I [A]	8.15	7.35	6.60	5.92	5.32						
55.0	Q [W]	7230	5440	3940	2690	1660						
	P [kW]	4.66	3.98	3.31	2.67	2.06						
	I [A]	8.28	7.40	6.58	5.86	5.23						

Preliminary capacity data.



Reduced suction gas temperature ($\Delta t_{oh} < 20K$)

- to Evaporating temperature
- tc Condensing temperature
- Q Compressor refrigeration capacity
- P Power consumption
- I Current draw

Subject to change without notice

To: Промышленная Холодильная
Компания info@phk-holod.ru

From:

13.02.2023
Page 4 of 9

VAP 11.12.0

HA34e/315-4

Engine: 220-240V Δ / 380-420V Y -3- 50Hz

Refrigerant: R22

Subject: Предварительный расчет

Scope of supply

Semi-hermetic four cylinder reciprocating compressor with drive motor
Single-section compressor housing with hermetically integrated electric motor

Winding protection with PTC resistor sensors and electronic trigger unit INT69 G
115-230 V AC, 50/60 Hz, IP00

Motor is cooled by an integrated ventilator with air deflection hood.
230 V - 1 - 50/60 Hz, 38 W, 0,17 A

Oil pump

Possibility for connection of oil pressure safety switch MP55

Possibility of connection of oil level controllers ESK, Traxoil, AC+R or CARLY ¹⁾

Oil charge:

HA: **BOCK**lub A46

HAX: **BOCK**lub E55

Sight glass

Suction and discharge line valve

Inert gas charge

Accessories

Digital capacity regulator DCR14 230 V - 1 - 50/60 Hz, IP65
1 digital capacity regulator = 50% residual capacity

Cylinder cover prepared for digital capacity regulator

Oil sump heater
110-240 V - 1 - 50/60 Hz, 50-120 W, IP66
PTC heater self-regulating

Oil pressure safety switch MP55 230 V - 1 - 50/60 Hz, IP20 ²⁾

USB converter for INT69 G Diagnose ²⁾

Thermal protection thermostat per cylinder cover ³⁾

INT69 G Diagnose 115-230 V AC, 50/60 Hz, IP00 (INT69 G not applicable)

DP-Modbus Gateway 115-230 V AC, 50/60 Hz, IP00 including adapter cable ²⁾

Modbus-LAN Gateway 230 V AC, 50/60 Hz, IP00 ²⁾

Step protection

4 anti-vibration pads enclosed

Special voltage and/or frequency (on request)

Subject to change without notice

To: Промышленная Холодильная
Компания info@phk-holod.ru

From:

13.02.2023
Page 5 of 9

VAP 11.12.0

HA34e/315-4

Engine: 220-240V Δ / 380-420V Y -3- 50Hz

Refrigerant: R22

Subject: Предварительный расчет

-
- 1) Only with additional adapter possible
 - 2) Enclosure
 - 3) Mounted

Subject to change without notice

To: Промышленная Холодильная
Компания info@phk-holod.ru

From:

13.02.2023
Page 6 of 9

VAP 11.12.0

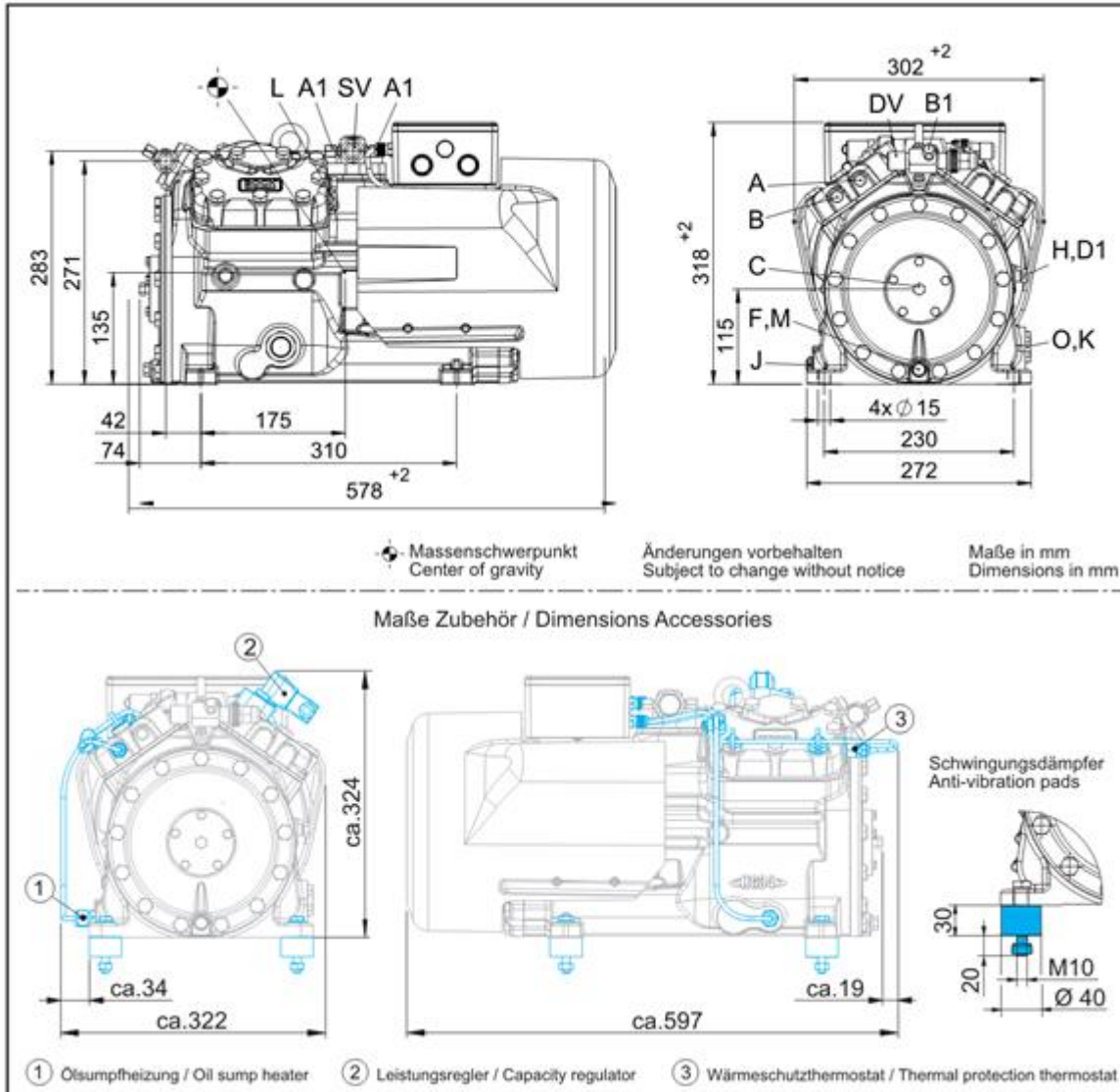
HA34e/315-4

Engine: 220-240V Δ / 380-420V Y -3- 50Hz

Refrigerant: R22

Subject: Предварительный расчет

Dimensions and connections



Subject to change without notice

To: Промышленная Холодильная
Компания info@phk-holod.ru

From:

13.02.2023
Page 7 of 9

VAP 11.12.0

HA34e/315-4

Engine: 220-240V Δ / 380-420V Y -3- 50Hz

Refrigerant: R22

Subject: Предварительный расчет

SV	Suction line valve, tube \varnothing ¹⁾	22 mm - 7/8 "
DV	Discharge line valve, tube \varnothing ¹⁾	16 mm - 5/8 "
A	Connection suction side, not lockable	1/8 " NPTF
A1	Connection suction side, lockable	7/16 " UNF
B	Connection discharge side, not lockable	1/8 " NPTF
B1	Connection discharge side, lockable	7/16 " UNF
D1	Connection oil return from oil separator	1/4 " NPTF
E	Connection oil pressure gauge	1/8 " NPTF
F	Oil drain	M 12 x 1.5
H	Oil charge plug	1/4 " NPTF
J	Connection oil sump heater	3/8 " NPTF
K	Sight glass	1 1/8 " - 18 UNEF
L	Connection thermal protection thermostat	1/8 " NPTF
M	Oil strainer	M 12 x 1.5
O	Connection oil level regulator	1 1/8 " - 18 UNEF

1) Brazing connection

Subject to change without notice

To: Промышленная Холодильная
Компания info@phk-holod.ru

From:

13.02.2023
Page 8 of 9

VAP 11.12.0

HA34e/315-4

Engine: 220-240V Δ / 380-420V Y -3- 50Hz

Refrigerant: R22

Subject: Предварительный расчет

Product photo



Subject to change without notice

To: Промышленная Холодильная
Компания info@phk-holod.ru

From:

13.02.2023
Page 9 of 9

VAP 11.12.0