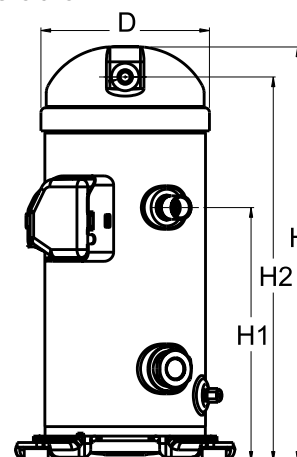


General Characteristics

Model number (on compressor nameplate)	MLZ038T5LC9	MLZ038T5LC9
Code number for Singlepack*	121U8034	120U8034
Code number for Industrial pack**	121U8033	120U8033
Drawing number	0XR6025B-2	0XR6025B-2
Suction and discharge connections	Brazed	Brazed
Suction connection	7/8" ODF	7/8" ODF
Discharge connection	1/2" ODF	1/2" ODF
Oil sight glass	Threaded	Threaded
Oil equalisation connection	None	None
Oil drain connection	1/4" flare	1/4" flare
LP gauge port	None	None
IPR valve	32 bar	32 bar
Swept volume	80,94 cm ³ /rev	
Displacement @ Nominal speed	14.1 m ³ /h @ 2900 rpm	
Net weight	41 kg	
Oil charge	1,57 litre, PVE --	
Maximum system test pressure Low Side / High side	- bar(g) / - bar(g)	
Maximum differential test pressure	- bar	
Maximum number of starts per hour	12	
Refrigerant charge limit	5,44 kg	
Approved refrigerants	R404A, R507, R134a, R407A, R407C, R407F, R22	

Dimensions


D=184 mm

H=455 mm

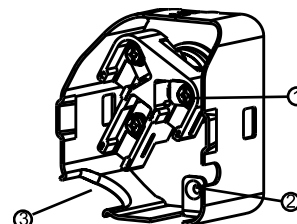
H1=280 mm

H2=422 mm

H3=- mm

Electrical Characteristics

Nominal voltage	230V/1/50Hz
Voltage range	207-253 V
Winding resistance (main / start) at 25°C	0,39 Ω / 1,019 Ω
Run capacitors A + C	55 μF + - μF
Start capacitor B	88-108 μF
Start relay	RVA4GKL
Rated Load Amps (RLA)	24.3 A
Maximum Continuous Current (MCC)	38 A
Locked Rotor Amps (LRA)	130 A
Motor protection	Internal overload protector

Terminal box


IP22

1: Screw connectors 10-32 UNF x 9.5

2: Earth connection

3: Power cable passage

Recommended Installation torques

Suction Rotolock nut or valve	0 Nm
Discharge Rotolock nut or valve	0 Nm
Oil sight glass	52,5 Nm
Power connections / Earth connection	3 Nm / 2 Nm

Parts shipped with compressor

Mounting kit with grommets and sleeves
Initial oil charge
Installation instructions

Approvals : CE certified, -, -

*Singlepack: Compressor in cardboard box. 121U... optimised for Danfoss pallet, 120U... optimised for US pallet

**Industrial pack: 121U...: 12 unboxed compressors on Danfoss pallet. 120U...: 16 unboxed compressors on US pallet

Rotolock accessories, suction side

Code no.

Rotolock valve, V05 (1-1/4" Rotolock, 7/8" ODF)	8168030
Gasket, 1-1/4"	8156131

Rotolock accessories, discharge side

Code no.

Solder sleeve, P06 (1" Rotolock, 1/2" ODF)	8153007
Angle adapter, C06 (1" Rotolock, 1/2" ODF)	8168007
Rotolock valve, V06 (1" Rotolock, 1/2" ODF)	8168031
Gasket, 1"	8156130

Rotolock accessories, sets

Code no.

Solder sleeve adapter set (1-1/4" Rotolock, 7/8" ODF), (1" Rotolock, 1/2" ODF)	120Z0127
Gasket set, 1", 1-1/4", 1-3/4", OSG gaskets black & white	8156009

Oil / lubricants

Code no.

PVE lubricant, 320HV (FVC68D), 1 litre can	120Z5034
--	----------

Crankcase heaters

Code no.

Belt type crankcase heater, 70 W, 230 V, UL	120Z5011
Belt type crankcase heater, 65 W, 230 V, CE mark, UL	120Z0059
Belt type crankcase heater, 70 W, 575 V, UL	120Z5013

Miscellaneous accessories

Code no.

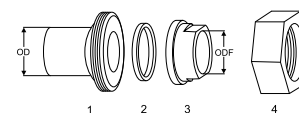
Acoustic hood	120Z5044
Discharge thermostat kit	7750009

Spare parts

Code no.

Mounting kit for 1 scroll compressor including 4 grommets, 4 sleeves, 4 bolts, 4 washers	120Z5005
--	----------

Solder sleeve adapter set



- 1: Rotolock adapter (Suc & Dis)
- 2: Gasket (Suc & Dis)
- 3: Solder sleeve (Suc & Dis)
- 4: Rotolock nut (Suc & Dis)

Performance data at 50 Hz, EN 12900 rating conditions, Superheat = 10 K
R22

Cond. temp. in °C (tc)	Evaporating temperature in °C (to)							
	-20	-15	-10	-5	0	5	10	

Cooling capacity in W

16	7 082	8 564	10 279	12 214	-	-	-	-	-
20	6 928	8 459	10 224	12 214	14 415	-	-	-	-
30	6 268	7 829	9 634	11 673	13 933	16 401	19 057	-	-
40	5 490	6 955	8 672	10 633	12 829	15 246	17 868	-	-
50	-	6 175	7 679	9 437	11 442	13 684	16 149	-	-
60	-	-	-	8 418	10 109	12 051	14 234	-	-
68	-	-	-	-	-	10 918	12 787	-	-

Power input in W

16	1 835	1 871	1 910	1 956	-	-	-	-	-
20	2 124	2 170	2 217	2 268	2 324	-	-	-	-
30	2 701	2 767	2 829	2 889	2 948	3 009	3 074	-	-
40	3 210	3 292	3 364	3 428	3 486	3 539	3 591	-	-
50	-	3 922	3 999	4 063	4 114	4 156	4 189	-	-
60	-	-	-	4 973	5 014	5 038	5 049	-	-
68	-	-	-	-	-	6 056	6 045	-	-

Current consumption in A

16	9.81	10.00	10.22	10.46	-	-	-	-	-
20	11.36	11.60	11.86	12.13	12.43	-	-	-	-
30	14.44	14.80	15.13	15.45	15.77	16.09	16.44	-	-
40	17.16	17.60	17.99	18.33	18.64	18.93	19.20	-	-
50	-	20.98	21.39	21.73	22.00	22.22	22.40	-	-
60	-	-	-	26.60	26.81	26.94	27.00	-	-
68	-	-	-	-	-	32.38	32.32	-	-

Mass flow in kg/h

16	120	152	191	236	-	-	-	-	-
20	125	157	197	241	288	-	-	-	-
30	130	161	200	244	292	341	389	-	-
40	123	154	193	237	286	335	385	-	-
50	-	140	179	225	274	325	375	-	-
60	-	-	-	210	260	312	364	-	-
68	-	-	-	-	-	303	356	-	-

Coefficient of performance (C.O.P.)

16	3.86	4.58	5.38	6.24	-	-	-	-	-
20	3.26	3.90	4.61	5.39	6.20	-	-	-	-
30	2.32	2.83	3.41	4.04	4.73	5.45	6.20	-	-
40	1.71	2.11	2.58	3.10	3.68	4.31	4.98	-	-
50	-	1.57	1.92	2.32	2.78	3.29	3.85	-	-
60	-	-	-	1.69	2.02	2.39	2.82	-	-
68	-	-	-	-	-	1.80	2.12	-	-

Nominal performance at to = -10 °C, tc = 45 °C

Cooling capacity	8 158	W
Power input	3 658	W
Current consumption	19.56	A
Mass flow	187	kg/h
C.O.P.	2.23	

Pressure switch settings

Maximum HP switch setting	29.8	bar(g)
Minimum LP switch setting	0.5	bar(g)
LP pump down setting	0.95	bar(g)

Sound power data

Sound power level	70	dB(A)
With acoustic hood	62	dB(A)

to: Evaporating temperature at dew point

tc: Condensing temperature at dew point

Rating conditions : Superheat = 10 K , Subcooling = 0 K

All performance data +/- 5%

Performance data at 50 Hz, EN 12900 rating conditions, Suction temp. = 20 °C
R22

Cond. temp. in °C (tc)	Evaporating temperature in °C (to)							
	-20	-15	-10	-5	0	5	10	

Cooling capacity in W

16	6 909	8 381	10 091	12 034	-	-	-	-	-
20	6 777	8 296	10 056	12 051	14 274	-	-	-	-
30	6 177	7 727	9 524	11 561	13 834	16 334	19 057	-	-
40	-	6 916	8 625	10 581	12 777	15 209	17 868	-	-
50	-	-	-	9 443	11 440	13 677	16 149	-	-
60	-	-	-	-	10 156	12 074	14 234	-	-
68	-	-	-	-	-	-	12 787	-	-

Power input in W

16	1 835	1 871	1 910	1 956	-	-	-	-	-
20	2 124	2 170	2 217	2 268	2 324	-	-	-	-
30	2 701	2 767	2 829	2 889	2 948	3 009	3 074	-	-
40	-	3 292	3 364	3 428	3 486	3 539	3 591	-	-
50	-	-	-	4 063	4 114	4 156	4 189	-	-
60	-	-	-	-	5 014	5 038	5 049	-	-
68	-	-	-	-	-	-	6 045	-	-

Current consumption in A

16	9.81	10.00	10.22	10.46	-	-	-	-	-
20	11.36	11.60	11.86	12.13	12.43	-	-	-	-
30	14.44	14.80	15.13	15.45	15.77	16.09	16.44	-	-
40	-	17.60	17.99	18.33	18.64	18.93	19.20	-	-
50	-	-	-	21.73	22.00	22.22	22.40	-	-
60	-	-	-	-	26.81	26.94	27.00	-	-
68	-	-	-	-	-	-	32.32	-	-

Mass flow in kg/h

16	106	136	175	220	-	-	-	-	-
20	110	141	180	225	275	-	-	-	-
30	114	144	183	228	278	332	389	-	-
40	-	138	176	222	273	327	385	-	-
50	-	-	-	210	261	317	375	-	-
60	-	-	-	-	248	304	364	-	-
68	-	-	-	-	-	-	356	-	-

Coefficient of performance (C.O.P.)

16	3.77	4.48	5.28	6.15	-	-	-	-	-
20	3.19	3.82	4.54	5.31	6.14	-	-	-	-
30	2.29	2.79	3.37	4.00	4.69	5.43	6.20	-	-
40	-	2.10	2.56	3.09	3.67	4.30	4.98	-	-
50	-	-	-	2.32	2.78	3.29	3.85	-	-
60	-	-	-	-	2.03	2.40	2.82	-	-
68	-	-	-	-	-	-	2.12	-	-

Nominal performance at to = -10 °C, tc = 45 °C

Cooling capacity	8 142	W
Power input	3 658	W
Current consumption	19.56	A
Mass flow	171	kg/h
C.O.P.	2.23	

Pressure switch settings

Maximum HP switch setting	29.8	bar(g)
Minimum LP switch setting	0.5	bar(g)
LP pump down setting	0.95	bar(g)

Sound power data

Sound power level	70	dB(A)
With acoustic hood	62	dB(A)

to: Evaporating temperature at dew point

tc: Condensing temperature at dew point

Rating conditions : Suction gas temp. = 20 °C , Subcooling = 0 K

All performance data +/- 5%

Performance data at 50 Hz, EN 12900 rating conditions, Superheat = 10 K
R134a

Cond. temp. in °C (tc)	Evaporating temperature in °C (to)							
	-15	-10	-5	0	5	10	15	

Cooling capacity in W

22	4 804	6 165	7 672	9 362	11 275	-	-	-	-
30	4 427	5 750	7 206	8 833	10 668	12 751	-	-	-
40	3 825	5 089	6 471	8 007	9 736	11 695	13 923	-	-
50	-	4 321	5 616	7 050	8 660	10 485	12 561	-	-
60	-	-	4 696	6 016	7 496	9 173	11 087	-	-
70	-	-	-	4 960	6 297	7 816	9 555	-	-
73	-	-	-	4 647	5 939	7 408	9 092	-	-

Power input in W

22	1 613	1 662	1 700	1 744	1 808	-	-	-	-
30	1 836	1 901	1 943	1 977	2 019	2 082	-	-	-
40	2 135	2 237	2 299	2 338	2 368	2 403	2 459	-	-
50	-	2 621	2 723	2 784	2 820	2 846	2 876	-	-
60	-	-	3 221	3 323	3 384	3 418	3 440	-	-
70	-	-	-	3 963	4 066	4 127	4 159	-	-
73	-	-	-	4 177	4 296	4 367	4 407	-	-

Current consumption in A

22	8.63	8.89	9.09	9.33	9.67	-	-	-	-
30	9.82	10.16	10.39	10.57	10.80	11.13	-	-	-
40	11.42	11.96	12.30	12.50	12.66	12.85	13.15	-	-
50	-	14.02	14.56	14.89	15.08	15.22	15.38	-	-
60	-	-	17.23	17.77	18.09	18.28	18.40	-	-
70	-	-	-	21.19	21.75	22.07	22.24	-	-
73	-	-	-	22.33	22.97	23.36	23.57	-	-

Mass flow in kg/h

22	104	132	161	192	226	-	-	-	-
30	102	131	161	193	228	267	-	-	-
40	97	127	159	192	228	268	313	-	-
50	-	120	153	187	225	266	313	-	-
60	-	-	145	181	220	263	311	-	-
70	-	-	-	174	214	259	308	-	-
73	-	-	-	172	213	257	307	-	-

Coefficient of performance (C.O.P.)

22	2.98	3.71	4.51	5.37	6.24	-	-	-	-
30	2.41	3.03	3.71	4.47	5.28	6.12	-	-	-
40	1.79	2.28	2.81	3.42	4.11	4.87	5.66	-	-
50	-	1.65	2.06	2.53	3.07	3.68	4.37	-	-
60	-	-	1.46	1.81	2.22	2.68	3.22	-	-
70	-	-	-	1.25	1.55	1.89	2.30	-	-
73	-	-	-	1.11	1.38	1.70	2.06	-	-

Nominal performance at to = -10 °C, tc = 45 °C

Cooling capacity	4 715	W
Power input	2 422	W
Current consumption	12.95	A
Mass flow	124	kg/h
C.O.P.	1.95	

to: Evaporating temperature at dew point

tc: Condensing temperature at dew point

Rating conditions : Superheat = 10 K , Subcooling = 0 K

Pressure switch settings

Maximum HP switch setting	23.6	bar(g)
Minimum LP switch setting	0.45	bar(g)
LP pump down setting	0.85	bar(g)

Sound power data

Sound power level	70	dB(A)
With acoustic hood	62	dB(A)

All performance data +/- 5%

Performance data at 50 Hz, EN 12900 rating conditions, Suction temp. = 20 °C
R134a

Cond. temp. in °C (tc)	Evaporating temperature in °C (to)							
	-15	-10	-5	0	5	10	15	

Cooling capacity in W

22	4 881	6 237	7 731	9 403	11 293	-	-	-	-
30	-	5 857	7 299	8 901	10 704	12 751	-	-	-
40	-	-	6 604	8 110	9 794	11 695	13 858	-	-
50	-	-	5 787	7 186	8 740	10 485	12 461	-	-
60	-	-	-	6 184	7 596	9 173	-	-	-
70	-	-	-	-	6 419	7 816	-	-	-
73	-	-	-	-	6 067	7 408	-	-	-

Power input in W

22	1 613	1 662	1 700	1 744	1 808	-	-	-	-
30	-	1 901	1 943	1 977	2 019	2 082	-	-	-
40	-	-	2 299	2 338	2 368	2 403	2 459	-	-
50	-	-	2 723	2 784	2 820	2 846	2 876	-	-
60	-	-	-	3 323	3 384	3 418	-	-	-
70	-	-	-	-	4 066	4 127	-	-	-
73	-	-	-	-	4 296	4 367	-	-	-

Current consumption in A

22	8.63	8.89	9.09	9.33	9.67	-	-	-	-
30	-	10.16	10.39	10.57	10.80	11.13	-	-	-
40	-	-	12.30	12.50	12.66	12.85	13.15	-	-
50	-	-	14.56	14.89	15.08	15.22	15.38	-	-
60	-	-	-	17.77	18.09	18.28	-	-	-
70	-	-	-	-	21.75	22.07	-	-	-
73	-	-	-	-	22.97	23.36	-	-	-

Mass flow in kg/h

22	93	121	151	183	221	-	-	-	-
30	-	121	151	185	223	267	-	-	-
40	-	-	148	183	223	268	322	-	-
50	-	-	143	179	220	266	321	-	-
60	-	-	-	173	215	263	-	-	-
70	-	-	-	-	209	259	-	-	-
73	-	-	-	-	208	257	-	-	-

Coefficient of performance (C.O.P.)

22	3.03	3.75	4.55	5.39	6.25	-	-	-	-
30	-	3.08	3.76	4.50	5.30	6.12	-	-	-
40	-	-	2.87	3.47	4.14	4.87	5.63	-	-
50	-	-	2.13	2.58	3.10	3.68	4.33	-	-
60	-	-	-	1.86	2.25	2.68	-	-	-
70	-	-	-	-	1.58	1.89	-	-	-
73	-	-	-	-	1.41	1.70	-	-	-

Nominal performance at to = -10 °C, tc = 45 °C

Cooling capacity	-	W
Power input	-	W
Current consumption	-	A
Mass flow	-	kg/h
C.O.P.	-	

to: Evaporating temperature at dew point

tc: Condensing temperature at dew point

Rating conditions : Suction gas temp. = 20 °C , Subcooling = 0 K

Pressure switch settings

Maximum HP switch setting	23.6	bar(g)
Minimum LP switch setting	0.45	bar(g)
LP pump down setting	0.85	bar(g)

Sound power data

Sound power level	70	dB(A)
With acoustic hood	62	dB(A)

All performance data +/- 5%

Performance data at 50 Hz, EN 12900 rating conditions, Suction temp. = 20 °C

R404A

Cond. temp. in °C (tc)	Evaporating temperature in °C (to)								
	-30	-25	-20	-15	-10	-5	0	5	10

Cooling capacity in W

10	5 765	7 046	8 603	10 463	12 652	-	-	-	-
20	5 257	6 484	7 951	9 682	11 706	14 048	16 736	-	-
30	4 657	5 799	7 144	8 716	10 543	12 652	15 068	17 819	20 931
40	-	5 010	6 201	7 583	9 182	11 025	13 139	15 550	18 285
50	-	-	5 140	6 300	7 640	9 187	10 967	13 007	15 333
60	-	-	-	-	5 936	7 155	8 569	10 207	12 093

Power input in W

10	1 800	1 812	1 832	1 859	1 895	-	-	-	-
20	2 275	2 284	2 302	2 329	2 367	2 416	2 478	-	-
30	2 893	2 885	2 887	2 901	2 928	2 968	3 022	3 092	3 179
40	-	3 698	3 673	3 661	3 663	3 681	3 715	3 766	3 836
50	-	-	4 743	4 692	4 657	4 639	4 640	4 660	4 700
60	-	-	-	-	5 994	5 928	5 882	5 858	5 855

Current consumption in A

10	11.84	11.85	11.87	11.91	11.98	-	-	-	-
20	14.07	14.13	14.19	14.28	14.39	14.55	14.76	-	-
30	16.46	16.51	16.57	16.64	16.74	16.87	17.06	17.32	17.65
40	-	19.64	19.63	19.63	19.65	19.72	19.83	20.00	20.24
50	-	-	24.01	23.88	23.78	23.70	23.68	23.71	23.81
60	-	-	-	-	29.73	29.47	29.25	29.09	28.99

Mass flow in kg/h

10	115	143	176	214	260	-	-	-	-
20	115	144	177	216	263	318	384	-	-
30	113	142	175	215	262	317	383	460	550
40	-	137	170	210	256	312	377	454	544
50	-	-	163	201	247	302	366	442	531
60	-	-	-	-	234	287	350	425	512

Coefficient of performance (C.O.P.)

10	3.20	3.89	4.70	5.63	6.68	-	-	-	-
20	2.31	2.84	3.45	4.16	4.95	5.81	6.75	-	-
30	1.61	2.01	2.47	3.00	3.60	4.26	4.99	5.76	6.58
40	-	1.35	1.69	2.07	2.51	3.00	3.54	4.13	4.77
50	-	-	1.08	1.34	1.64	1.98	2.36	2.79	3.26
60	-	-	-	-	0.99	1.21	1.46	1.74	2.07

Nominal performance at to = -10 °C, tc = 45 °C

Cooling capacity	8 432	W
Power input	4 122	W
Current consumption	21.52	A
Mass flow	252	kg/h
C.O.P.	2.05	



Pressure switch settings

Maximum HP switch setting	29.7	bar(g)
Minimum LP switch setting	1.4	bar(g)
LP pump down setting	2	bar(g)

Sound power data

Sound power level	70	dB(A)
With acoustic hood	62	dB(A)

to: Evaporating temperature at dew point

tc: Condensing temperature at dew point

Rating conditions : Suction gas temp. = 20 °C , Subcooling = 0 K

All performance data +/- 5%

Performance data at 50 Hz, EN 12900 rating conditions, Superheat = 10 K
R404A

Cond. temp. in °C (tc)	Evaporating temperature in °C (to)								
	-30	-25	-20	-15	-10	-5	0	5	10

Cooling capacity in W

10	5 540	6 819	8 383	10 261	12 483	-	-	-	-
20	4 943	6 158	7 623	9 368	11 424	13 818	16 577	-	-
30	4 259	5 376	6 708	8 288	10 146	12 314	14 818	17 685	20 931
40	3 509	4 495	5 663	7 045	8 673	10 580	12 798	15 358	18 285
50	-	-	4 509	5 661	7 026	8 639	10 537	12 757	15 333
60	-	-	-	-	5 224	6 509	8 052	9 898	12 093

Power input in W

10	1 800	1 812	1 832	1 859	1 895	-	-	-	-
20	2 275	2 284	2 302	2 329	2 367	2 416	2 478	-	-
30	2 893	2 885	2 887	2 901	2 928	2 968	3 022	3 092	3 179
40	3 736	3 698	3 673	3 661	3 663	3 681	3 715	3 766	3 836
50	-	-	4 743	4 692	4 657	4 639	4 640	4 660	4 700
60	-	-	-	-	5 994	5 928	5 882	5 858	5 855

Current consumption in A

10	11.84	11.85	11.87	11.91	11.98	-	-	-	-
20	14.07	14.13	14.19	14.28	14.39	14.55	14.76	-	-
30	16.46	16.51	16.57	16.64	16.74	16.87	17.06	17.32	17.65
40	19.65	19.64	19.63	19.63	19.65	19.72	19.83	20.00	20.24
50	-	-	24.01	23.88	23.78	23.70	23.68	23.71	23.81
60	-	-	-	-	29.73	29.47	29.25	29.09	28.99

Mass flow in kg/h

10	137	167	202	241	287	-	-	-	-
20	137	168	203	243	290	344	405	-	-
30	134	166	201	242	289	343	405	474	550
40	129	160	196	236	283	337	398	468	544
50	-	-	187	227	273	326	387	455	531
60	-	-	-	-	258	310	370	437	512

Coefficient of performance (C.O.P.)

10	3.08	3.76	4.58	5.52	6.59	-	-	-	-
20	2.17	2.70	3.31	4.02	4.83	5.72	6.69	-	-
30	1.47	1.86	2.32	2.86	3.47	4.15	4.90	5.72	6.58
40	0.94	1.22	1.54	1.92	2.37	2.87	3.45	4.08	4.77
50	-	-	0.95	1.21	1.51	1.86	2.27	2.74	3.26
60	-	-	-	-	0.87	1.10	1.37	1.69	2.07

Nominal performance at to = -10 °C, tc = 45 °C

Cooling capacity	7 870	W
Power input	4 122	W
Current consumption	21.52	A
Mass flow	279	kg/h
C.O.P.	1.91	

to: Evaporating temperature at dew point

tc: Condensing temperature at dew point

Rating conditions : Superheat = 10 K , Subcooling = 0 K

Pressure switch settings

Maximum HP switch setting	29.7	bar(g)
Minimum LP switch setting	1.4	bar(g)
LP pump down setting	2	bar(g)

Sound power data

Sound power level	70	dB(A)
With acoustic hood	62	dB(A)

All performance data +/- 5%

Performance data at 50 Hz, EN 12900 rating conditions

R407F

Cond. temp. in °C (tc)	Evaporating temperature in °C (to)							
	-23	-20	-15	-10	-5	0	5	10

Cooling capacity in W

10	6 688	7 672	9 576	11 845	-	-	-	-	-
20	5 981	6 875	8 612	10 690	13 147	16 018	-	-	-
30	5 324	6 116	7 667	9 536	11 762	14 381	17 430	20 945	-
40	4 733	5 412	6 757	8 399	10 376	12 723	15 478	18 678	-
45	-	-	6 321	7 842	9 687	11 892	14 493	17 528	-
50	-	-	-	7 295	9 004	11 061	13 504	16 369	-
55	-	-	-	-	8 328	10 233	12 513	15 204	-
60	-	-	-	-	-	-	-	-	-

Power input in W

10	1 748	1 766	1 796	1 843	-	-	-	-	-
20	2 192	2 219	2 249	2 273	2 307	2 366	-	-	-
30	2 714	2 768	2 825	2 854	2 871	2 891	2 931	3 007	-
40	3 314	3 411	3 522	3 583	3 610	3 620	3 627	3 647	-
45	-	-	3 916	4 003	4 046	4 060	4 061	4 064	-
50	-	-	-	4 461	4 526	4 551	4 552	4 545	-
55	-	-	-	-	5 049	5 093	5 101	5 090	-
60	-	-	-	-	-	-	-	-	-

Current consumption in A

10	8.67	8.67	8.55	8.36	-	-	-	-	-
20	12.39	12.53	12.62	12.61	12.56	12.55	-	-	-
30	14.87	15.10	15.34	15.44	15.47	15.52	15.65	15.93	-
40	17.40	17.68	17.97	18.11	18.16	18.19	18.27	18.49	-
45	-	-	19.66	19.78	19.81	19.80	19.84	20.00	-
50	-	-	-	21.90	21.88	21.82	21.80	21.87	-
55	-	-	-	-	24.54	24.41	24.29	24.27	-
60	-	-	-	-	-	-	-	-	-

Mass flow in kg/h

10	117	133	164	200	-	-	-	-	-
20	113	129	159	195	236	284	-	-	-
30	109	125	154	188	229	277	332	394	-
40	107	121	149	182	222	268	322	384	-
45	-	-	147	180	218	264	317	379	-
50	-	-	-	177	215	260	312	373	-
55	-	-	-	-	212	256	307	367	-
60	-	-	-	-	-	-	-	-	-

Coefficient of performance (C.O.P.)

10	3.83	4.34	5.33	6.43	-	-	-	-	-
20	2.73	3.10	3.83	4.70	5.70	6.77	-	-	-
30	1.96	2.21	2.71	3.34	4.10	4.97	5.95	6.97	-
40	1.43	1.59	1.92	2.34	2.87	3.51	4.27	5.12	-
45	-	-	1.61	1.96	2.39	2.93	3.57	4.31	-
50	-	-	-	1.64	1.99	2.43	2.97	3.60	-
55	-	-	-	-	1.65	2.01	2.45	2.99	-
60	-	-	-	-	-	-	-	-	-

Nominal performance at to = -10 °C, tc = 45 °C

Cooling capacity	7 842	W
Power input	4 003	W
Current consumption	19.78	A
Mass flow	180	kg/h
C.O.P.	1.96	

Pressure switch settings

Maximum HP switch setting	29.7	bar(g)
Minimum LP switch setting	1.4	bar(g)
LP pump down setting	2	bar(g)

Sound power data

Sound power level	70	dB(A)
With acoustic hood	62	dB(A)

to: Evaporating temperature at dew point

tc: Condensing temperature at dew point

Rating conditions : Superheat = 10 K , Subcooling = 0 K

All performance data +/- 5%

Danfoss can accept no responsibility for possible errors in catalogues, brochures and other printed material. Danfoss reserves the right to alter its products without notice. This also applies to products already on order provided that such alternations can be made without subsequential changes being necessary in specifications already agreed. All trademarks in this material are property of the respective companies. Danfoss and the Danfoss logotype are trademarks of Danfoss A/S. All rights reserved.

Performance data at 50 Hz, ARI rating conditions

R407F

Cond. temp. in °C (tc)	Evaporating temperature in °C (to)							
	-23	-20	-15	-10	-5	0	5	10

Cooling capacity in W

10	7 068	8 104	10 109	12 495	-	-	-	-	-
20	6 360	7 306	9 144	11 342	13 937	16 968	-	-	-
30	5 704	6 549	8 200	10 190	12 557	15 339	18 575	22 303	-
40	-	5 852	7 297	9 059	11 179	13 693	16 641	20 061	-
45	-	-	6 867	8 509	10 497	12 870	15 668	18 928	-
50	-	-	-	7 972	9 825	12 053	14 697	17 793	-
55	-	-	-	-	-	11 248	13 733	16 664	-
60	-	-	-	-	-	-	-	-	-

Power input in W

10	1 748	1 766	1 796	1 843	-	-	-	-	-
20	2 192	2 219	2 249	2 273	2 307	2 366	-	-	-
30	2 714	2 768	2 825	2 854	2 871	2 891	2 931	3 007	-
40	-	3 411	3 522	3 583	3 610	3 620	3 627	3 647	-
45	-	-	3 916	4 003	4 046	4 060	4 061	4 064	-
50	-	-	-	4 461	4 526	4 551	4 552	4 545	-
55	-	-	-	-	-	5 093	5 101	5 090	-
60	-	-	-	-	-	-	-	-	-

Current consumption in A

10	8.67	8.67	8.55	8.36	-	-	-	-	-
20	12.39	12.53	12.62	12.61	12.56	12.55	-	-	-
30	14.87	15.10	15.34	15.44	15.47	15.52	15.65	15.93	-
40	-	17.68	17.97	18.11	18.16	18.19	18.27	18.49	-
45	-	-	19.66	19.78	19.81	19.80	19.84	20.00	-
50	-	-	-	21.90	21.88	21.82	21.80	21.87	-
55	-	-	-	-	-	24.41	24.29	24.27	-
60	-	-	-	-	-	-	-	-	-

Mass flow in kg/h

10	116	132	163	199	-	-	-	-	-
20	112	128	158	194	235	283	-	-	-
30	109	124	153	187	228	275	329	391	-
40	-	121	148	181	221	267	320	381	-
45	-	-	146	178	217	262	315	376	-
50	-	-	-	176	214	258	310	370	-
55	-	-	-	-	-	254	305	365	-
60	-	-	-	-	-	-	-	-	-

Coefficient of performance (C.O.P.)

10	4.04	4.59	5.63	6.78	-	-	-	-	-
20	2.90	3.29	4.07	4.99	6.04	7.17	-	-	-
30	2.10	2.37	2.90	3.57	4.37	5.31	6.34	7.42	-
40	-	1.72	2.07	2.53	3.10	3.78	4.59	5.50	-
45	-	-	1.75	2.13	2.59	3.17	3.86	4.66	-
50	-	-	-	1.79	2.17	2.65	3.23	3.91	-
55	-	-	-	-	-	2.21	2.69	3.27	-
60	-	-	-	-	-	-	-	-	-

Nominal performance at to = -10 °C, tc = 45 °C

Cooling capacity	8 509	W
Power input	4 003	W
Current consumption	19.78	A
Mass flow	178	kg/h
C.O.P.	2.13	

Pressure switch settings

Maximum HP switch setting	29.7	bar(g)
Minimum LP switch setting	1.4	bar(g)
LP pump down setting	2	bar(g)

Sound power data

Sound power level	70	dB(A)
With acoustic hood	62	dB(A)

to: Evaporating temperature at dew point

tc: Condensing temperature at dew point

Rating conditions : Superheat = 11.1 K , Subcooling = 8.3 K

All performance data +/- 5%

Danfoss can accept no responsibility for possible errors in catalogues, brochures and other printed material. Danfoss reserves the right to alter its products without notice. This also applies to products already on order provided that such alternations can be made without subsequential changes being necessary in specifications already agreed. All trademarks in this material are property of the respective companies. Danfoss and the Danfoss logotype are trademarks of Danfoss A/S. All rights reserved.

