

**Diameter:** 300 mm

**R09\_-30SP\_-ES25C-03B07**



Nominal data according to standard IEC 60034 (max. load):	
Phase	1~
Nominal voltage	230 V
Nominal voltage range	200-253 V
Frequency	50-60 Hz
Input power	165 W
Input current	1.35 A
Nominal speed	2140 RPM
Min. ambient temperature	-25 °C
Protection class	IP54
Insulation class	130

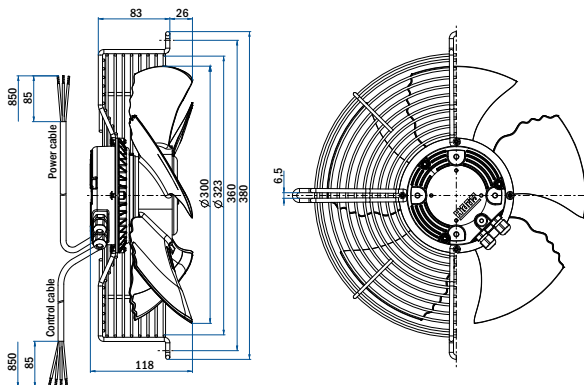
ErP data according to EU regulation 327/2011:	
Overall efficiency	48.6 %
Measurement category	A
Efficiency category	static
Efficiency grade N	60
Variable speed drive	INTEGRATED
Power input	160 W
Air flow	1880 m <sup>3</sup> /h
Pressure drop	133 Pa
Rotational speed	2140 RPM
Specific ratio	1.00

General notes	
Connection diagram: 0302-0-0008	See section Connection diagrams
Guard grills & wall-plates	See section Accessories
Standards compliance	See introduction page

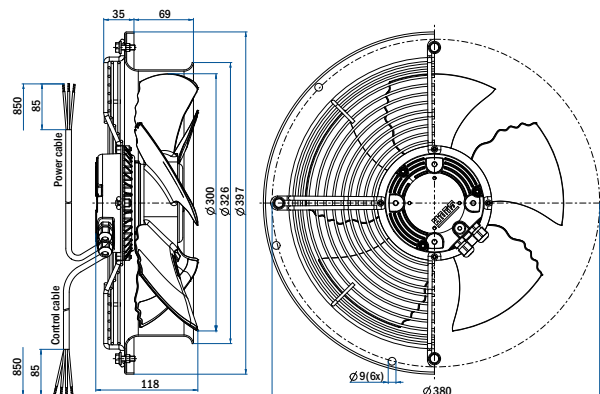
**Dimensions and fan ordering information**

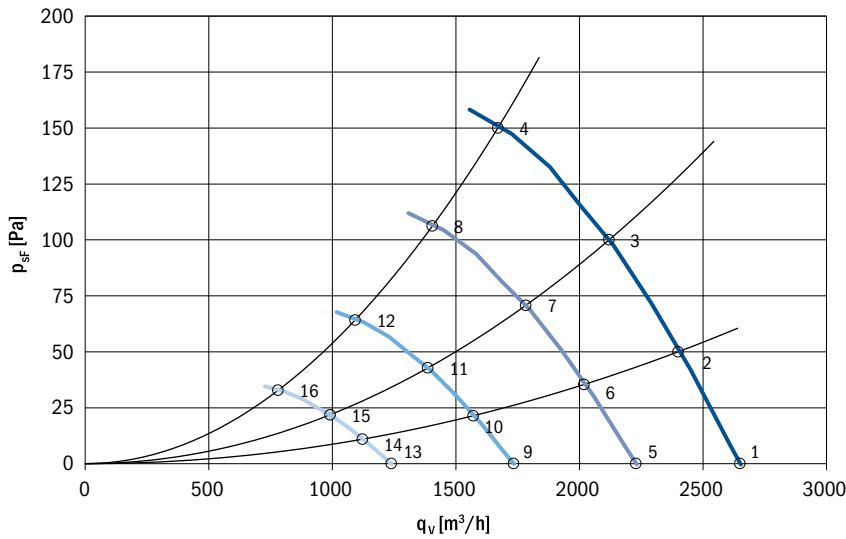


Type: R09R-30SPS-ES25C-03B07  
Code: 0309-4-3000  
Weight: 3.0 kg



Type: R09P-30SPS-ES25C-03B07  
Code: 0309-4-3001  
Weight: 4.1 kg





**Aerodynamic characteristic:**

- measured in full bell mouth without guard grill
- installation category A according to ISO 5801

**Sound power level:**

- measured on pressure side
- fan mounted in full bell mouth without guard grill
- measured according to ISO 3741; installation type A

The values given may vary according to actual installation in the unit.

**Definition of symbols**

- U [V]** Supply voltage
- f [Hz]** Frequency
- n [RPM]** Fan speed
- qv [m³/h]** Air flow
- psF [Pa]** Pressure drop
- Pe [W]** Power input
- I [A]** Current
- LWA [dB (A)]** Sound power level A weighted
- Ta max [°C]** Max. ambient temperature

	U [V]	f [Hz]	n [RPM]	qv [m³/h]	psF [Pa]	Pe [W]	I [A]	LWA out [dB (A)]	Ta max [°C]
1	230	50	2140	2650	0	115	0.94	69	60
2	230	50	2140	2400	50	130	1.08	70	60
3	230	50	2140	2120	100	145	1.19	70	60
4	230	50	2140	1670	150	160	1.29	71	60
5	230	50	1800	2229	0	68	0.56	64	60
6	230	50	1800	2019	35	77	0.64	65	60
7	230	50	1800	1783	71	86	0.71	65	60
8	230	50	1800	1405	106	95	0.77	66	60
9	230	50	1400	1734	0	32	0.26	56	60
10	230	50	1400	1570	21	36	0.30	57	60
11	230	50	1400	1387	43	41	0.33	57	60
12	230	50	1400	1093	64	45	0.36	58	60
13	230	50	1000	1238	0	12	0.10	46	60
14	230	50	1000	1121	11	13	0.11	47	60
15	230	50	1000	991	22	15	0.12	47	60
16	230	50	1000	780	33	16	0.13	48	60



Type: R09R-30SPB-ES25C-03B07  
Code: 0309-4-3008  
Weight: 2.6 kg



Type: R09P-30SPB-ES25C-03B07  
Code: 0309-4-3009  
Weight: 4.1 kg

