

Diameter: 350 mm

R09_-35AP_-ES25C-04B08



Nominal data according to standard IEC 60034 (max. load):	
Phase	1~
Nominal voltage	230 V
Nominal voltage range	220-253 V
Frequency	50-60 Hz
Input power	160 W
Input current	1.25 A
Nominal speed	1475 RPM
Min. ambient temperature	-25 °C
Protection class	IP54
Insulation class	130

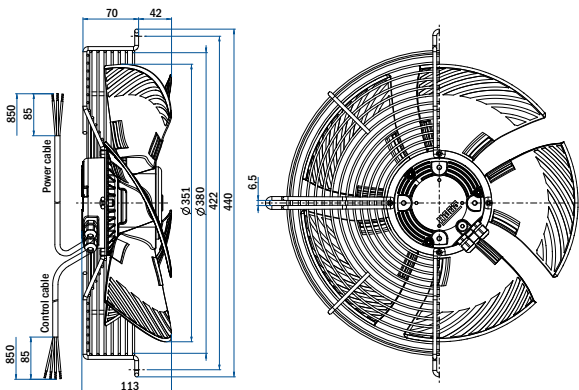
ErP data according to EU regulation 327/2011:	
Overall efficiency	44.4 %
Measurement category	A
Efficiency category	static
Efficiency grade N	55.8
Variable speed drive	INTEGRATED
Power input	160 W
Air flow	2435 m ³ /h
Pressure drop	95 Pa
Rotational speed	1474 RPM
Specific ratio	1.00

General notes	
Connection diagram: 0302-0-0008	See section Connection diagrams
Guard grills & wall-plates	See section Accessories
Standards compliance	See introduction page

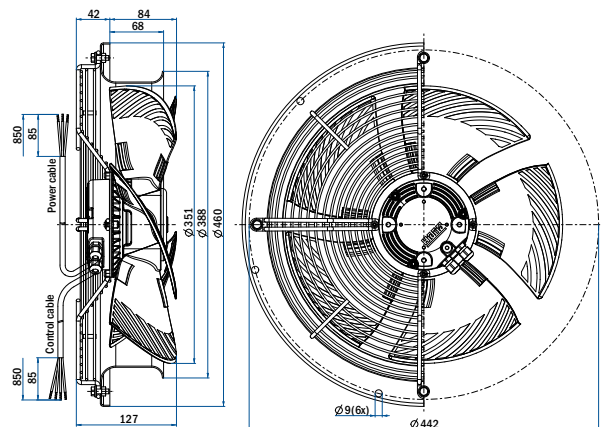
Dimensions and fan ordering information

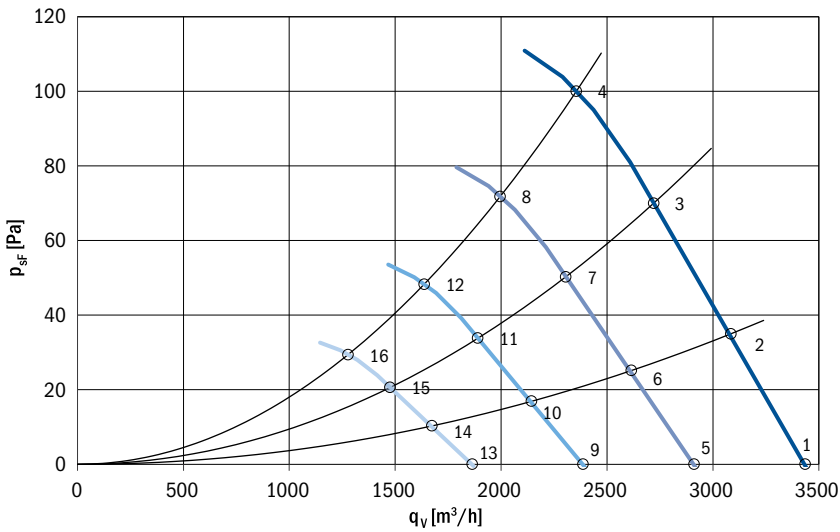


Type: R09R-35APS-ES25C-04B08
Code: 0309-4-3002
Weight: 3.6 kg



Type: R09P-35APS-ES25C-04B08
Code: 0309-4-3003
Weight: 5.3 kg





Aerodynamic characteristic:

- measured in full bell mouth without guard grill
- installation category A according to ISO 5801

Sound power level:

- measured on pressure side
- fan mounted in full bell mouth without guard grill
- measured according to ISO 3741; installation type A

The values given may vary according to actual installation in the unit.

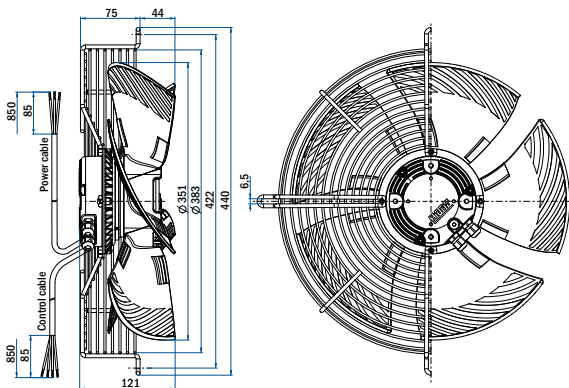
Definition of symbols

- U [V]** Supply voltage
- f [Hz]** Frequency
- n [RPM]** Fan speed
- qv [m³/h]** Air flow
- psf [Pa]** Pressure drop
- Pe [W]** Power input
- I [A]** Current
- Lwa [dB (A)]** Sound power level A weighted
- Ta max [°C]** Max. ambient temperature

	U [V]	f [Hz]	n [RPM]	qv [m³/h]	psf [Pa]	Pe [W]	I [A]	Lwa out [dB (A)]	Ta max [°C]
1	230	50	1475	3435	0	120	0.98	70	60
2	230	50	1475	3085	35	135	1.09	68	60
3	230	50	1475	2720	70	150	1.23	65	60
4	230	50	1475	2355	100	160	1.30	67	60
5	230	50	1250	2911	0	73	0.60	65	60
6	230	50	1250	2614	25	82	0.66	63	60
7	230	50	1250	2305	50	91	0.75	60	60
8	230	50	1250	1996	72	97	0.79	62	60
9	230	50	1025	2387	0	40	0.33	59	60
10	230	50	1025	2144	17	45	0.37	57	60
11	230	50	1025	1890	34	50	0.41	55	60
12	230	50	1025	1637	48	54	0.44	56	60
13	230	50	800	1863	0	19	0.16	51	60
14	230	50	800	1637	10	22	0.17	50	60
15	230	50	800	1475	21	24	0.20	48	60
16	230	50	800	1277	29	26	0.21	49	60



Type: R09R-35APB-ES25C-04B08
Code: 0309-4-3010
Weight: 3.6 kg



Type: R09P-35APB-ES25C-04B08
Code: 0309-4-3011
Weight: 5.5 kg

