



上海海立（集团）股份有限公司于 1992 年在上海市证交所成功上市（A 股 600619/B 股 900910），此后携手外资进军空调压缩机产业，并逐步向制冷关联产业领域延伸，如今海立已成长为全球领先的家用空调压缩机以及制冷相关零部件研发制造商，旗下共有 11 家企业，形成了“压缩机、电机、驱动控制、冷暖关联”四大产业板块。

海立主营业务空调压缩机产能 2000 万台，占有全球 1/7 的市场份额，在中国、印度、欧洲、日本、美国拥有 5 家工厂（上海东工厂、上海西工厂、南昌工厂、绵阳工厂、印度艾哈迈达巴德工厂）和 7 个技术中心（上海技术中心、南昌技术中心、广东技术中心、欧洲技术中心、印度德里技术中心、东京技术中心、芝加哥技术中心），为全球客户提供属地化的产品、优质的服务和专业技术支持。

作为一个企业公民，海立始终秉承着“真心奉献”企业理念，把“改善人们的居住环境、保护人类的生存环境”使命贯穿到企业创新体系中，制订了“节能、环保和资源节约”产品发展方向，至今已开发出 7 大系列 400 多个高效节能的压缩机机种，覆盖了家用空调制冷范围，并在跨领域利用中，为热泵干衣机、热泵热水器、纯电汽车等绿色产品提供产品和服务支持。海立旗下的杭州富生为制冷电器行业研发制造世界级规模的高效绿色智能电机，并为特殊行业提供定制化的特种电机。

现在，海立的产品遍及全球 165 国家和地区的亿万家庭，为节能和舒适的生活提供源源绿色动力。海立相信，持续的创新是创造未来绿色世界的有力驱动，创新的海立将义不容辞地为人类的未来美好而持续努力。

Shanghai Highly (Group) Co., Ltd. went public on the Shanghai Stock Exchange (A share 600619/B share 900910) in 1992. Thereafter, it cooperated with foreign capital to enter the industry of air conditioning compressors and gradually expanded its business to refrigeration association industries. Now, Highly has become the world's leading R&D manufacturer of household air conditioner compressors and refrigeration components. With 11 affiliated enterprises, it has formed four major sectors including "compressors, motors, drive control, and heating & refrigerating products".

As for its main business of air conditioning compressors, Highly has a production capacity of 20 million units and occupies 1/7 of the global market share. It has 5 factories in China, India, Europe, Japan and United States (including factories in east and west Shanghai, Nanchang, Mianyang, and Ahmedabad of India) and 7 technical centers (in Shanghai, Nanchang, Guangdong, Europe, Delhi, Tokyo and Chicago) to provide customers all over the world with localized products, high-quality services, and technical support.

As an enterprise citizen, Highly has always stuck to the enterprise philosophy of sincere devotion and fusing the mission of "improving and protecting the living environment for mankind" into its innovation system. It has set "energy saving, environmental protection, and resource saving" as the orientation of its product development and developed 7 series of over 400 energy-efficient compressors for the full refrigerating range of household air conditioners. With regard to cross-industry application, it supplies products, services, and support to green products like heat pump clothes dryers and water heaters as well as blade electric vehicles. Hangzhou Fusheng, which is affiliated with Highly, develops and manufactures world-class highly energy-efficient smart motors and customizes special motors for special industries.

Highly now sells its products to hundreds of millions of households in 165 countries and regions all over the world and steadily supplies environmentally friendly power for energy-saving and a comfortable life. Highly believes that sustainable innovation is a powerful drive for creating a green future. Being innovative, Highly will take responsibility to make persevering efforts for a better future for mankind.

## A 系列 Series

兼有R22、R134a、R290、R407C、R410A冷媒  
Able to run with R22, R134a, R290, R407C and R410A refrigerant

5-12L的除湿机 5-12L dehumidifier

多种电源规格, 兼有干衣机用、热泵热水器、基站  
空调用、机柜空调用压缩机

A variety of power supply for cloths dryers, heat pump  
water heater, air-conditioner for telecan tower and cabinet  
air-conditioner compressor



## D 系列 Series

适用于全球高效及普效产品  
be suitable for global high-efficient and products

采用R410A冷媒的适用于APF的直流变频  
高效压缩机

Available for high efficiently compressor with DC inverter  
supplied by APF using R410A refrigerant

多种电源规格 Varied power sources

兼有除湿机用、干衣机用、冷冻用、热泵热水口基站  
与机柜空调用压缩机

For dehumidifiers, cloths dryers, freezer, heat pump hot  
water station of air-conditioner and cabinet air-conditioner  
compressor cloths



## G 系列 Series

适用于全球高效及普效产品  
be suitable for global high-efficient and products

多种电源 (含交流、R22/直流、R32/直流、R410A/直流)  
Varied power sources (including AC, R22/DC, R32/DC, R410A/DC)

具有R22/R32/R407C/R410A多种冷媒  
Varied refrigerants including R22/R32/R407C/R410A



## TX 系列 Series

适用于全球高效及普效产品  
be suitable for global high-efficient and products

多种电源 (含交流、R32/直流、R410A/直流)  
Varied power sources (including AC, R32/DC, R410A/DC)

具有R410A/R32/R134a多种冷媒  
Varied refrigerants including R410A/R32/R134a



## TH 系列 Series

适用于全球高效及普效产品  
be suitable for global high-efficient and products

兼有单相、三相电源及多国家/地区多种电源、  
含4-6匹变频  
including single phase, three phases and various  
power sources in other countries/regions

具有R22/R407C/R410A多种冷媒  
Varied refrigerants including R22/R407C/R410A



## H 系列 Series

适用于全球高效及普效产品  
be suitable for global high-efficient and products

多种电源 (含变频)  
Varied power sources (including inverter)

具有R22/R32/R407C/R410A多种冷媒  
Varied refrigerants including R22/R32/R407C/R410A

兼有R134a冷媒的特殊应用领域压缩机  
Including the compressor with R134a refrigerant in  
special application field



## L 系列 Series

适用于全球高效及普效产品  
be suitable for global high-efficient and products

多种电源 (含R32/直流、R22/直流、R410A/直流)  
Varied power sources (including R32/DC, R22/DC and R410A/DC)

具有R22/R32/R407C/R410A/R134a多种冷媒  
Varied refrigerants including R22/R32/R407C/R410A/R134a



## TE 系列 Series

适用于全球高效及普效产品  
be suitable for global high-efficient and products

高能效  
High Efficiency

具有R22/R410A多种冷媒  
Varied refrigerants including R22/R410A



变频机 Inverter

冷媒 Refrigerant	变频方式 INV	2.5KW	3.5KW	4.5KW	5.5KW	6.5KW	7.5KW	8.5KW
R134a		A						
R410A	DC	A	D	G		L		
R22	AC	G		H			TH	
	DC	G			L			
R32	DC		D&G	I	L			

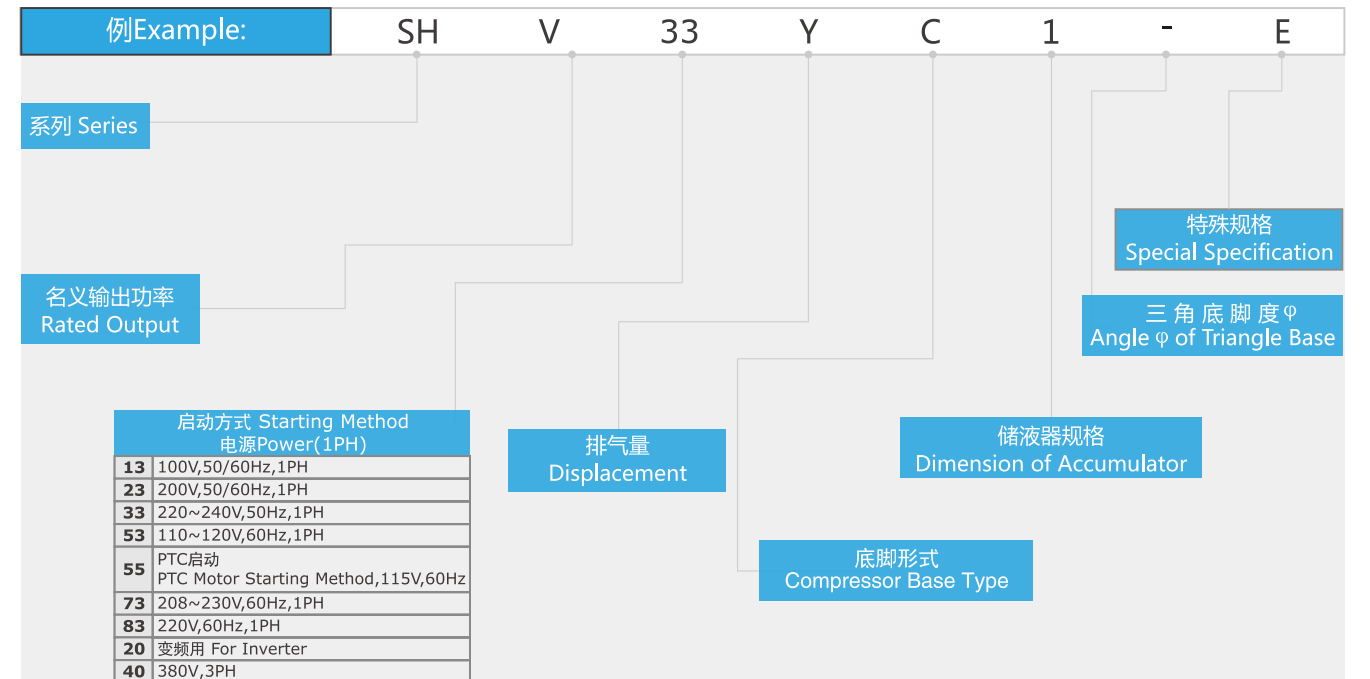
定速机 Constant-Speed

冷媒 Refrigerant	电源 Power	BTU/h	6825	13650	20480	27300	34125	40950	47750
		W	2000	4000	6000	8000	10000	12000	14000
R410A	220-240V, 50Hz		D G L		H		TH		
	208-230V, 60Hz		D	G	L		H		TH
	115-120V, 60Hz		A	D	G				
R22	220-240V, 50Hz		D	G	L		H		TH
	380V, 50Hz						TH		TE
	208-230V, 60Hz		D	G	L		H		TH
R134a	115-120V, 60Hz		D	G	L				
	220-240V, 50Hz		A						
	208-230V, 60Hz		A						
	115-120V, 60Hz		A						
R32	220-240V, 50Hz		D G	L		H			
	220-240V, 50Hz		A	G	L		H		

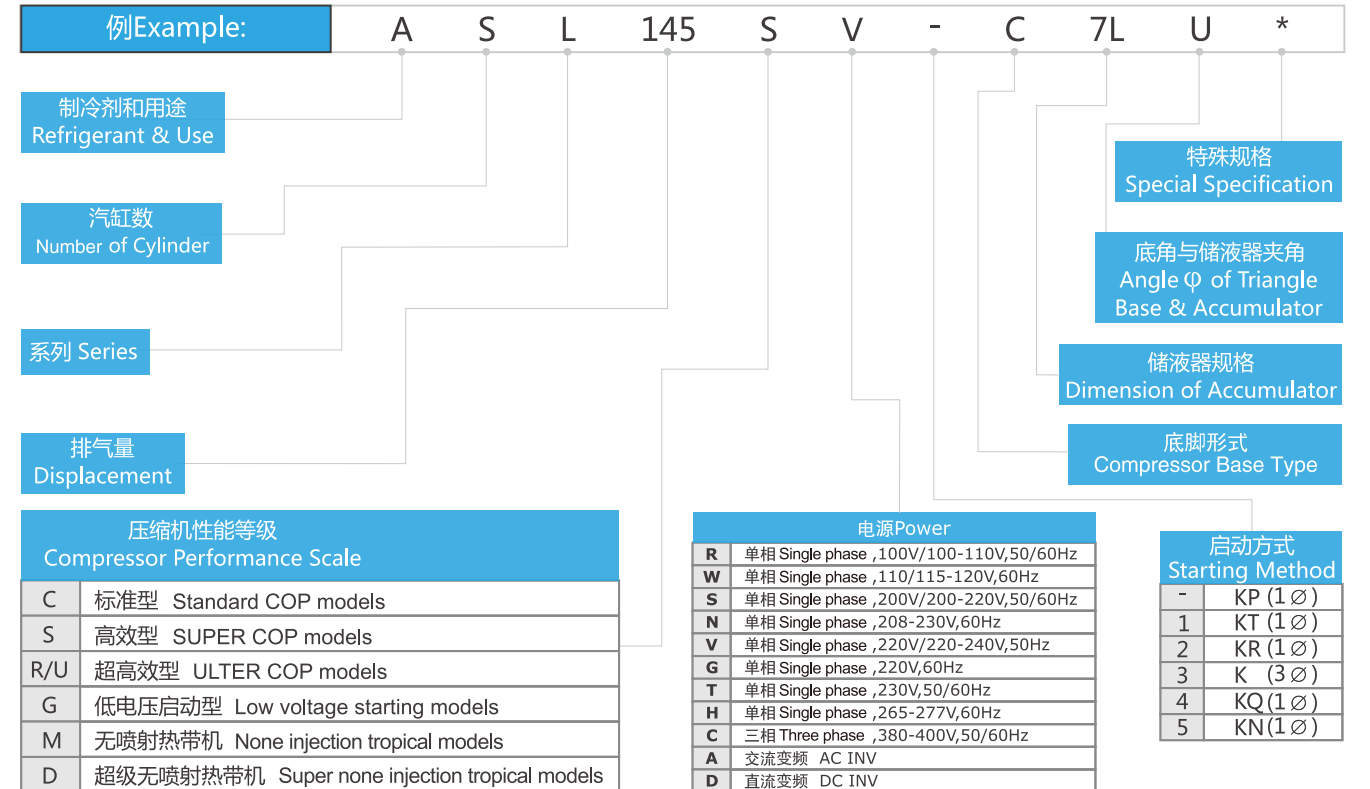
热带机 Tropical R22

能力 Capacity(Btu/h)		SL'	15K	18K	21K	24K	27K	30K	33K	36K	39K	42K
R22 热带机	220-240V, 50Hz			H				TH				
R410A 热带机	220-240V, 50Hz					H						
	230V, 60Hz							H				

压缩机编号方法A/Model code identification A



压缩机编号方法B/Model code identification B



直流变频 DC Inverter

直流变频 R410A DC Inverter R410A

系列 Series	型号 Model	排气量 Displacement (cc/rev)	冷量 Cooling Capacity (W)	冷量 Cooling Capacity (Btu/h)	COP (W/W)	转速 Rotational Speed (Rpm)	压缩机高度 Height (mm)	测试工况 Test Mode
A	ASA725SD	7.25	2430	8291	4.25	3780	212.0	冷房定格③ Cooling rated ③
	ASA880SD	8.80	2490	8496	4.22	3190	212.0	冷房定格③ Cooling rated ③
D	ASD088SK	8.80	2505	8547	4.36	3200	245.0	冷房定格③ Cooling rated ③
	ASD088RK-6	8.80	2500	8530	4.36	3200	226.0	冷房定格③ Cooling rated ③
	ASD102SK	10.20	2950	10065	4.37	3200	245.0	冷房定格③ Cooling rated ③
	ASD102SF-6	10.20	2950	10065	4.30	3200	245.0	冷房定格③ Cooling rated ③
	ASD102SK-6	10.20	2920	9963	4.30	3200	226.0	冷房定格③ Cooling rated ③
	ASD102RK-6	10.20	2920	9963	4.36	3200	226.0	冷房定格③ Cooling rated ③
	ASD102UK-6	10.20	2975	10151	4.40	3200	245.0	冷房定格③ Cooling rated ③
	ASD113RK	11.30	3230	11021	4.36	3200	245.0	冷房定格③ Cooling rated ③
	ASD113RK-6	11.30	3200	10918	4.34	3200	245.0	冷房定格③ Cooling rated ③
	TD	ATD110UK-6	11.00	3090	10543	4.27	3200	261.0
ATD141RD		14.10	5585	19056	4.45	4000	261.0	高效工况 Special test condition
ATD150RD		15.00	5940	20267	4.37	4000	261.0	高效工况 Special test condition
G	ASG125CDP	12.50	4835	16497	4.39	4020	247.0	高效工况 Special test condition
	ASG133CDP	13.30	5230	17844	4.39	4020	247.0	高效工况 Special test condition
	ASG133UK	13.30	5220	17810	4.54	4020	261.0	高效工况 Special test condition
	ASG151UK	15.10	5960	20335	4.48	4020	261.0	高效工况 Special test condition
TL	ATL188SDN-2	18.80	5250	17914	3.15	3300	290.5	ASHRAE/T
	ATL200UDN	20.00	5570	19005	3.16	3300	307.5	ASHRAE/T
	ATL232SDN-2	23.20	6520	22247	3.20	3300	290.5	ASHRAE/T
	ATL232UDP	23.20	6520	22247	3.20	3300	307.5	ASHRAE/T
	ATL232UDP-1	23.20	6520	22247	3.26	3300	290.5	ASHRAE/T
	ATL253UDP	25.30	7150	24397	3.20	3300	307.5	ASHRAE/T
	ATL253UDP-1	25.30	7150	24397	3.26	3300	290.5	ASHRAE/T
ATL304UDP	30.40	8700	29685	3.20	3300	307.5	ASHRAE/T	
TH	ATH307SD	30.70	8710	29726	3.25	3300	358.0	ASHRAE/T
	ATH356SD	35.60	10100	34462	3.25	3300	358.0	ASHRAE/T
	ATH420SD	42.00	11900	40603	3.25	3300	364.0	ASHRAE/T

直流变频 DC Inverter

直流变频 R32 DC Inverter R32

系列 Series	型号 Model	排气量 Displacement (cc/rev)	冷量 Cooling Capacity (W)	冷量 Cooling Capacity (Btu/h)	COP (W/W)	转速 Rotational Speed (Rpm)	压缩机高度 Height (mm)	测试工况 Test Mode
A	GSA725SP	7.25	2630	8973	4.31	3780	212.0	冷房定格③ Cooling rated ③
TX	TX073SE2	7.30	2250	7677	4.99	2690	189.4	冷房定格② Cooling rated ②
	TX073SE4	7.30	2690	9178	4.94	3350	189.4	冷房定格④ Cooling rated ④
D	GSD088SK-6	10.20	2700	9212	4.45	3200	226.0	冷房定格③ Cooling rated ③
	GSD102RK-6	10.20	3150	10748	4.50	3200	226.0	冷房定格③ Cooling rated ③
TD	GTD141RD	14.10	5770	19687	4.58	4000	261.0	高效工况 Special test condition
TL	GTL220CDN-1	22.00	7320	24977	4.58	3180	290.5	冷房定格 Cooling rated
	GTL232SDN-2	23.20	7800	26614	4.75	3180	290.5	冷房定格 Cooling rated
	GTL232UDP-1	23.20	7800	26614	4.88	3180	290.5	冷房定格 Cooling rated

变频压缩机测试工况 Inverter Compressor Test Mode					
测试工况 Test condition	冷凝温度(°C) Condensing temp(°C)	蒸发温度(°C) Evaporating temp(°C)	过冷温度(°C) Subcooling temp(°C)	过热温度(°C) Superheating temp(°C)	环境温度(°C) Ambient temp(°C)
ASHRAE/T	54.4	7.2	46.0	35.0	35.0
高效工况 Special test condition	45.0	7.2	8.3	11.1	35.0
冷房定格 Cooling rated	44.5	8.0	8.3	12.0	35.0
冷房定格① Cooling rated ①	45.4	14.6	0.0	12.0	35.0
冷房定格② Cooling rated ②	47.2	15.3	0.0	27.3	35.0
冷房定格③ Cooling rated ③	44.5	8.0	0.0	12.0	35.0
冷房定格④ Cooling rated ④	46.0	13.2	0.0	12.0	35.0

定速 T1 R22 Constant-speed T1 R22

[1φ]220-240V 50Hz

系列 Series	型号 Model	排气量 Displacement (cc/rev)	冷量 Cooling Capacity (W)	冷量 Cooling Capacity (Btu/h)	COP (W/W)	电容 Capacitor (μF/v)	压缩机高度 Height (mm)	测试工况 Test Mode
D	SD074CV	7.40	1210	4129	2.90	13/400	205.0	ASHRAE/T
	SD086CV	8.60	1410	4811	2.94	15/400	205.0	ASHRAE/T
	SD091CV	9.10	1490	5084	2.94	13/400	205.0	ASHRAE/T
	SD104CV	10.40	1740	5937	3.03	15/400	232.9	ASHRAE/T
	SD122CV	12.20	2040	6960	2.96	15/400	232.9	ASHRAE/T
	SD127CV	12.70	2050	6995	2.92	17/400	232.9	ASHRAE/T
	SD134CV	13.40	2260	7711	3.01	17/400	232.9	ASHRAE/T
	SD135UV	13.50	2300	7848	3.15	30/400	242.9	ASHRAE/T
	SD140UV	14.00	2385	8138	3.20	30/400	242.9	ASHRAE/T
	SD140HV	14.00	2390	8155	3.30	30/400	242.9	ASHRAE/T
	SD140XV	14.00	2400	8189	3.35	25/400	242.9	ASHRAE/T
	SD145CV	14.50	2480	8462	3.04	20/400	232.9	ASHRAE/T
	SD145UV	14.50	2480	8462	3.25	30/400	242.9	ASHRAE/T
	SD145HV	14.50	2480	8462	3.30	25/400	242.9	ASHRAE/T
	SD145XV	14.50	2490	8496	3.35	25/400	242.9	ASHRAE/T
	SD150RV	15.00	2535	8649	3.15	20/400	242.9	ASHRAE/T
	SD156CV	15.60	2650	9042	3.05	25/400	232.9	ASHRAE/T
	SD160HV	16.00	2720	9383	3.25	25/400	242.9	ASHRAE/T
SD160XV	16.00	2720	9383	3.30	25/400	242.9	ASHRAE/T	
G	SG148HV	14.80	2450	8359	3.20	25/450	256.0	ASHRAE/T
	SG151RV	15.10	2420	8257	3.10	25/450	256.0	ASHRAE/T
	SG151UV	15.10	2420	8257	3.25	25/450	256.0	ASHRAE/T
	SG157RV	15.70	2500	8530	3.10	25/450	256.0	ASHRAE/T
	SG162UV	16.20	2600	8871	3.15	25/450	256.0	ASHRAE/T
	SG162HV	16.20	2600	8871	3.27	25/450	256.0	ASHRAE/T
	SG167SV	16.70	2770	9451	3.11	35/400	256.0	ASHRAE/T
	SG173SV	17.30	2850	9724	3.11	35/400	256.0	ASHRAE/T
	SG170UV	17.00	2790	9519	3.26	30/450	256.0	ASHRAE/T
	SG184SV	18.40	3050	10407	3.11	35/450	256.0/263.9	ASHRAE/T
	SG184UV	18.40	3110	10611	3.19	30/450	261.0	ASHRAE/T
	SG200UV	20.00	3330	11362	3.21	30/450	261.0	ASHRAE/T
	SG210UV	21.00	3550	12113	3.17	30/450	261.0	ASHRAE/T
L	SL190HV	19.00	3240	11055	3.30	30/450	279.0	ASHRAE/T
	SL193HV	19.30	3295	11243	3.30	30/450	279.0	ASHRAE/T
	SL203HV	20.30	3390	11567	3.27	30/450	279.0	ASHRAE/T
	SL207HV	20.70	3470	11840	3.25	30/450	279.0	ASHRAE/T
	SL211UV	21.10	3570	12181	3.24	35/450	279.0	ASHRAE/T
	SL214UV-1	21.40	3600	12283	3.28	35/450	289.0	ASHRAE/T
	SL218UV-1	21.80	3620	12351	3.26	35/450	279.0	ASHRAE/T
	SL222SV	22.20	3740	12761	3.15	35/450	279.0	ASHRAE/T
	SL222UV	22.20	3740	12761	3.30	30/450	279.0	ASHRAE/T

系列 Series	型号 Model	排气量 Displacement (cc/rev)	冷量 Cooling Capacity (W)	冷量 Cooling Capacity (Btu/h)	COP (W/W)	电容 Capacitor (μF/v)	压缩机高度 Height (mm)	测试工况 Test Mode
--------------	-------------	---------------------------------	----------------------------------	--------------------------------------	--------------	---------------------------	-------------------------	-------------------

定速 T1 R22 Constant-speed T1 R22

[1φ]220-240V 50Hz

L	SL232SV	23.20	3900	13307	3.15	35/450	279.0	ASHRAE/T
	SL242SV	24.20	4100	13989	3.22	35/450	279.0	ASHRAE/T
	SL253SV	25.30	4270	14569	3.15	35/450	279.0	ASHRAE/T
	SL268UV	26.80	4565	15576	3.23	45/450	289.0	ASHRAE/T
	SL272UV	27.20	4610	15729	3.20	45/450	289.0	ASHRAE/T
	SL286UV	28.60	4845	16531	3.30	35/450	319.0	ASHRAE/T
	SL295UV	29.50	4990	17026	3.30	45/450	313.0	ASHRAE/T
	SL306UV	30.60	5170	17640	3.30	50/450	313.0	ASHRAE/T
	SL310UV	31.00	5240	17879	3.30	50/450	313.0	ASHRAE/T
	SL325UV	32.50	5540	18902	3.20	40/450	313.0	ASHRAE/T
H	SH286UV-2A	28.60	4910	16753	3.33	45/450	307.8	ASHRAE/T
	SH290HV	29.00	5020	17128	3.30	45/450	307.8	ASHRAE/T
	SH295UV	29.50	5010	17094	3.25	40/450	293.4	ASHRAE/T
	SH295UV-2A	29.50	5090	17367	3.34	45/450	307.8	ASHRAE/T
	SH300UV	30.00	5120	17469	3.25	40/450	307.8	ASHRAE/T
	SH307RV	30.70	5200	17742	3.15	30/420	293.4	ASHRAE/T
	SH307UV-2	30.70	5230	17845	3.30	45/450	307.8	ASHRAE/T
	SH310UV	31.00	5300	18084	3.31	50/450	307.8	ASHRAE/T
	SH315RV	31.50	5330	18186	3.15	35/450	293.4	ASHRAE/T
	SH318UV	31.80	5480	18698	3.32	45/450	307.8	ASHRAE/T
	SH325UV	32.50	5600	19107	3.33	45/450	307.8	ASHRAE/T
	SH356UV	35.60	6120	20881	3.32	65/450	307.8	ASHRAE/T
	SH365RV	36.50	6170	21052	3.15	60/400	330.9	ASHRAE/T
	SH380RV	38.00	6410	21871	3.10	45/450	320.9	ASHRAE/T
	SH401UV	40.10	7000	23884	3.28	60/450	330.9	ASHRAE/T
	SH410UV	41.00	7080	24157	3.29	60/450	330.9	ASHRAE/T
	SHY33M***S	30.70	5200	17742	3.25	50/400	307.8	ASHRAE/T
	SHX33S***U	33.60	5630	19210	3.00	50/420	293.4	ASHRAE/T
	SHX33S***S	33.60	5710	19483	3.15	60/400	307.8	ASHRAE/T
	SHW33T***U	35.70	5990	20438	3.01	50/420	293.4	ASHRAE/T
SHV33Z***U	40.00	6740	22997	2.99	50/450	338.9	ASHRAE/T	
SHV33Y***U	41.70	7100	24225	3.04	50/450	338.9	ASHRAE/T	
TH	TH410UV-1	41.00	7140	24362	3.35	70/450	358.9	ASHRAE/T
	TH420RV-1	42.00	7320	24976	3.30	70/450	358.9	ASHRAE/T
	TH425RV-1	42.50	7320	24976	3.28	70/450	372.7	ASHRAE/T
	TH428UV	42.80	7570	25829	3.29	70/450	372.7	ASHRAE/T
	TH454RV	45.40	7630	26034	3.23	70/450	372.7	ASHRAE/T
	TH508	50.80	8660	29548	3.00	90/450	358.9	ASHRAE/T
	THK33X***U	45.40	7750	26443	3.05	60/450	338.9	ASHRAE/T
	THK33P***U	46.00	8050	27467	3.08	60/450	372.7	ASHRAE/T
	THU33W***U	48.80	8350	28490	3.15	60/450	372.7	ASHRAE/T

系列 Series	型号 Model	排气量 Displacement (cc/rev)	冷量 Cooling Capacity (W)	冷量 Cooling Capacity (Btu/h)	COP (W/W)	电容 Capacitor ( $\mu$ F/v)	压缩机高度 Height (mm)	测试工况 Test Mode
--------------	-------------	---------------------------------	----------------------------------	--------------------------------------	--------------	---------------------------------	-------------------------	-------------------

定速 T1 R22 Low Voltage Constant-speed T1 R22

[1 $\phi$ ]220V 50Hz (低电压机型)

G	SG148GV	14.50	2500	8530	3.10	30/450	256.0	ASHRAE/T
	SG162GV	16.20	2690	9178	3.09	30/450	256.0	ASHRAE/T
L	SL203GV	20.30	3480	11874	3.25	30/450	289.0	ASHRAE/T
	SL214GV	21.40	3670	12522	3.18	30/450	279.0	ASHRAE/T
	SL220GV	22.00	3780	12897	3.25	30/450	289.0	ASHRAE/T
H	SH295GV-1	29.50	5180	17674	3.12	50/450	307.8	ASHRAE/T
	SH370GV	37.00	6380	21769	3.05	60/450	330.9	ASHRAE/T

定速 T1 R22 Constant-speed T1 R22

[1 $\phi$ ]115-120V 60Hz

G	SG167SW	16.70	3380	11533	3.12	55/300	256.0/263.3	ASHRAE/T
	SG167RW	16.70	3380	11533	3.20	65/300	256.0	ASHRAE/T
	SG173RW	17.30	3515	11993	3.18	65/250	256.0/263.3	ASHRAE/T
	SG173SW	17.30	3495	11925	3.08	55/300	256.0/263.3	ASHRAE/T
	SG184SW	18.40	3715	12676	3.11	65/300	256.0/263.3	ASHRAE/T

定速 T1 R22 Constant-speed T1 R22

[1 $\phi$ ]208-230V 60Hz

D	SD074SN	7.40	1460	4982	2.96	15/400	212.7	ASHRAE/T
	SD086SN	8.60	1740	5937	3.05	17/400	212.7	ASHRAE/T
	SD091SN	9.10	1845	6295	3.07	17/400	212.7	ASHRAE/T
	SD097SN	9.70	1954	6667	3.13	17/400	212.7	ASHRAE/T
	SD104SN	10.40	2131	7271	3.13	17/400	240.6	ASHRAE/T
	SD122SN	12.20	2490	8496	3.05	17/400	240.6	ASHRAE/T
	SD127SN	12.70	2600	8871	3.08	17/400	240.6	ASHRAE/T
	SD134SN	13.40	2785	9502	3.11	25/400	244.1	ASHRAE/T
G	SG167SN	16.70	3380	11533	3.12	30/420	256.0/263.3	ASHRAE/T
	SG170RN	17.00	3450	11771	3.20	30/450	256.0/263.3	ASHRAE/T
	SG173SN	17.30	3465	11823	3.12	30/420	256.0/263.3	ASHRAE/T
	SG173RN	17.30	3500	11942	3.20	25/450	256.0/263.3	ASHRAE/T
	SG184SN	18.40	3760	12829	3.15	30/420	256.0/263.3	ASHRAE/T
L	SL193SN	19.30	3975	13563	3.15	40/400	279.0	ASHRAE/T
	SL211SN	21.10	4315	14723	3.18	40/450	279.0	ASHRAE/T
	SL242UN	24.20	4775	16292	3.30	45/450	289.0	ASHRAE/T
	SL248SN-1	24.80	5050	17231	3.30	45/450	289.0	ASHRAE/T
	SL253UN	25.30	5170	17640	3.30	45/450	289.0	ASHRAE/T

系列 Series	型号 Model	排气量 Displacement (cc/rev)	冷量 Cooling Capacity (W)	冷量 Cooling Capacity (Btu/h)	COP (W/W)	电容 Capacitor ( $\mu$ F/v)	压缩机高度 Height (mm)	测试工况 Test Mode
--------------	-------------	---------------------------------	----------------------------------	--------------------------------------	--------------	---------------------------------	-------------------------	-------------------

定速 T1 R22 Constant-speed T1 R22

[1 $\phi$ ]208-230V 60Hz

H	SHZ73P***U	26.40	5325	18169	3.08	45/400	279.8	ASHRAE/T
	SHZ73L***U	28.60	5890	20097	3.06	45/440	278.4/287.8	ASHRAE/T
	SHY73M***U	30.70	6550	22349	3.16	45/400	293.4/302.8	ASHRAE/T
	SHW73T***U	35.60	7305	24925	3.01	50/400	293.4/302.8	ASHRAE/T
	SHV73Y***U	41.70	8520	29070	3.00	50/450	338.9	ASHRAE/T
TH	SH336SN	33.60	7000	23884	3.31	60/450	317.8	ASHRAE/T
	THK73X***U	45.40	9300	31732	3.05	50/450	338.9	ASHRAE/T
	THK508SG	50.80	10990	37498	3.28	90/450	380.7	ASHRAE/T

定速 T1 R22 Constant-speed T1 R22

[3 $\phi$ ]380V 50Hz

H	SH336SC	33.60	5740	19585	3.09	-	293.4	ASHRAE/T
TH	TH410UC	41.00	7120	24293	3.31	-	339.7	ASHRAE/T
	TH420RC	42.00	7250	24737	3.30	-	339.7	ASHRAE/T
	TH428RC	42.80	7340	25044	3.25	-	339.7	ASHRAE/T
	TH446RC	44.60	7500	25590	3.25	-	347.7	ASHRAE/T
	THK40X***U	45.40	7600	25931	3.10	-	347.7	ASHRAE/T
	THK40P***U	47.20	7850	26784	3.12	-	361.3	ASHRAE/T
	THU40W***U	48.80	8197	27978	3.18	-	361.3	ASHRAE/T
	TH508SC	50.80	8800	30026	3.32	-	361.3	ASHRAE/T
TE	TE638RC	63.80	11800	40262	3.30	-	410.5	ASHRAE/T
	TE680RC	68.00	12830	43776	3.35	-	410.5	ASHRAE/T
	TE680SC-A	68.00	12600	42991	3.38	-	410.5	ASHRAE/T
	TE708RC	70.80	13250	45209	3.35	-	410.5	ASHRAE/T
	TE708SC-A	70.80	13170	44936	3.38	-	410.5	ASHRAE/T
	TE800RC	80.00	15050	51351	3.30	-	441.1	ASHRAE/T
	TE848RC	84.80	16170	55172	3.30	-	441.1	ASHRAE/T
	TE911SC	91.10	16600	56639	3.10	-	441.1	ASHRAE/T

系列 Series	型号 Model	排气量 Displacement (cc/rev)	冷量 Cooling Capacity (W)	冷量 Cooling Capacity (Btu/h)	COP (W/W)	电容 Capacitor ( $\mu$ F/v)	压缩机高度 Height (mm)	测试工况 Test Mode
--------------	-------------	---------------------------------	----------------------------------	--------------------------------------	--------------	---------------------------------	-------------------------	-------------------

定速 T1 R410A Constant-speed T1 R410

[1 $\phi$ ]220-240V 50Hz

D	ASD084TV	8.40	1980	6756	2.85	25/400	248.8	ASHRAE/T
	ASD086UV	8.60	2030	6926	2.84	20/400	248.8	ASHRAE/T
	ASD096TV	9.60	2315	7899	2.83	30/400	248.8	ASHRAE/T
	ASD102XV	10.20	2440	8325	3.00	25/400	248.8	ASHRAE/T
	ASD042SV	4.20	940	3207	2.65	8/450	233.8	ASHRAE/T
	ASD063SV	6.30	1460	4982	2.72	17/400	236.8	ASHRAE/T
G	ASG100TV	9.90	2350	8018	2.96	25/450	261.0	ASHRAE/T
	ASG102CV	10.20	2400	8189	2.77	35/400	247.0	ASHRAE/T
	ASG102UV	10.20	2400	8189	2.99	30/450	261.0	ASHRAE/T
	ASG108TV	10.80	2510	8564	2.90	25/450	261.0	ASHRAE/T
	ASG108HV	10.80	2510	8564	2.98	28/450	261.0	ASHRAE/T
	ASG120UV	12.00	2860	9758	2.93	30/450	261.0	ASHRAE/T
	ASG125UV	12.50	2930	9997	2.93	30/450	261.0	ASHRAE/T
	ASG130UV	13.00	3170	10816	2.95	30/450	261.0	ASHRAE/T
	ASG135UV	13.50	3245	11072	2.96	30/450	261.0	ASHRAE/T
	ASG140UV	14.00	3400	11601	2.94	50/450	261.0	ASHRAE/T
L	ASL125TV-1	12.50	3000	10236	3.00	30/450	273.6	ASHRAE/T
	ASL129TV	12.90	3080	10509	3.00	30/450	273.6	ASHRAE/T
	ASL133TV	13.30	3200	10918	3.00	30/450	273.6	ASHRAE/T
	ASL140TV	14.00	3370	11498	3.00	30/450	273.6	ASHRAE/T
	ASL145SV	14.50	3500	11942	2.95	35/450	279.0	ASHRAE/T
	ASL150UV	15.00	3555	12130	2.96	30/450	289.0	ASHRAE/T
	ASL155SV	15.50	3700	12624	2.90	35/450	279.0	ASHRAE/T
	ASL160UV	16.00	3780	12897	3.00	35/450	289.0	ASHRAE/T
	ASL180SV-1	18.00	4300	14672	2.97	35/450	279.0	ASHRAE/T
	ASL185UV	18.50	4420	15081	3.00	40/450	289.0	ASHRAE/T
	ASL190UV	19.00	4540	15490	3.00	40/450	289.0	ASHRAE/T
	ASL193UV	19.30	4610	15729	3.00	40/450	289.0	ASHRAE/T
	ASL201UV	20.10	4800	16378	3.00	50/450	304.0	ASHRAE/T
	ASL207UV	20.70	5000	17060	3.00	55/450	304.0	ASHRAE/T
	ASL211SV-1	21.10	5030	17162	2.95	50/450	289.0	ASHRAE/T
	ASL222SV	22.20	5310	18118	2.95	55/450	304.0	ASHRAE/T
ASL242SV	24.20	5820	19858	2.87	60/450	308.7	ASHRAE/T	
H	ASH193TV	19.30	4575	15610	3.00	40/450	293.5	ASHRAE/T
	ASH197UV	19.70	4830	16480	3.05	45/450	296.1	ASHRAE/T
	ASH201RV	20.10	4785	16326	3.00	40/450	293.5	ASHRAE/T
	ASH205UV	20.50	5090	17367	3.05	50/450	301.1	ASHRAE/T
	ASH210RV	21.00	4995	17043	3.00	40/450	293.5	ASHRAE/T
	ASH218SV	21.80	5180	17674	2.90	60/400	298.5	ASHRAE/T
	ASH232SV	23.20	5510	18800	2.90	60/400	298.5	ASHRAE/T
	ASH244UV-1	24.40	5800	19790	3.02	50/450	315.5	ASHRAE/T

系列 Series	型号 Model	排气量 Displacement (cc/rev)	冷量 Cooling Capacity (W)	冷量 Cooling Capacity (Btu/h)	COP (W/W)	电容 Capacitor ( $\mu$ F/v)	压缩机高度 Height (mm)	测试工况 Test Mode
--------------	-------------	---------------------------------	----------------------------------	--------------------------------------	--------------	---------------------------------	-------------------------	-------------------

定速 T1 R410A Constant-speed T1 R410

[1 $\phi$ ]220-240V 50Hz

H	ASH255UV	25.50	6210	21189	3.00	55/450	325.5	ASHRAE/T
	ASH264UV	26.40	6420	21905	3.05	55/450	325.5	ASHRAE/T
	ASH272UV	27.20	6735	22980	3.01	60/450	325.5	ASHRAE/T
	ASH280TV	28.00	6830	23304	3.00	70/450	312.9	ASHRAE/T
TH	ATH270CV	27.00	6400	21837	2.86	50/450	335.9	ASHRAE/T
	ATH280TV	28.00	6600	22519	2.97	45/450	364.0	ASHRAE/T
	ATH290TV	29.00	7130	24328	2.98	45/450	364.0	ASHRAE/T
	ATH290CV	29.00	7125	24311	2.88	60/450	358.0	ASHRAE/T
	ATH307RV	30.70	7330	25010	2.90	50/450	358.0	ASHRAE/T
	ATH307UV	30.70	7435	25368	3.00	70/450	375.8	ASHRAE/T
	ATH325CV	32.50	7780	26545	2.87	60/450	358.0	ASHRAE/T
	ATH356CV	35.60	8440	28797	2.85	65/450	358.0	ASHRAE/T
ATH420	41.80	10100	29531	2.95	90/450	375.8	ASHRAE/T	

定速 T1 R410A Constant-speed T1 R410A

[1 $\phi$ ]115-120V 60Hz

D	ASD050SW	5.00	1470	5016	2.85	35/250	217.8	ASHRAE/T	
	ASD056SW	5.60	1650	5630	2.85	35/250	217.8	ASHRAE/T	
	ASD066SW	6.60	1954	6667	2.89	50/250	222.8	ASHRAE/T	
	ASD071UW	7.10	2065	7046	2.90	40/250	233.8	ASHRAE/T	
	ASD071HW	7.10	2070	7063	3.00	40/250	233.8	ASHRAE/T	
	ASD080HW	8.00	2300	7848	3.00	55/250	243.8	ASHRAE/T	
	ASD080XW	8.00	2320	7916	3.05	55/250	243.8	ASHRAE/T	
	ASD082UW	8.20	2355	8035	2.90	50/250	243.8	ASHRAE/T	
	ASD084UW	8.40	2450	8359	2.90	55/250	248.8	ASHRAE/T	
	ASD084HW	8.40	2460	8394	3.00	50/250	248.8	ASHRAE/T	
	ASD086UW	8.60	2450	8359	2.90	50/250	243.8	ASHRAE/T	
	ASD092UW	9.20	2730	9315	2.90	50/250	248.8	ASHRAE/T	
	ASD100HW	10.00	2900	9895	3.00	60/250	248.8	ASHRAE/T	
	ASD102XW	10.20	2960	10100	3.05	65/250	248.8	ASHRAE/T	
	G	ASG102UW	10.20	3030	10338	2.95	65/300	261.0	ASHRAE/T
		ASG105UW	10.50	3120	10645	3.00	65/300	261.0	ASHRAE/T
ASG108UW		10.80	3210	10952	3.03	65/300	261.0	ASHRAE/T	
ASG112RW		11.20	3145	10731	2.81	50/300	261.0	ASHRAE/T	
ASG125UW		12.50	3575	12198	2.93	65/300	261.0	ASHRAE/T	

系列 Series	型号 Model	排气量 Displacement (cc/rev)	冷量 Cooling Capacity (W)	冷量 Cooling Capacity (Btu/h)	COP (W/W)	电容 Capacitor ( $\mu$ F/v)	压缩机高度 Height (mm)	测试工况 Test Mode
--------------	-------------	---------------------------------	----------------------------------	--------------------------------------	--------------	---------------------------------	-------------------------	-------------------

定速 T1 R410A Constant-speed T1 R410

[1 $\phi$ ]208-230V 60Hz

D	ASD060SN	6.00	1760	6005	2.85	17/400	222.8	ASHRAE/T
	ASD071UN	7.10	2070	7063	2.90	17/400	243.8	ASHRAE/T
	ASD080SN	8.00	2300	7848	2.85	25/400	243.8	ASHRAE/T
	ASD082HN	8.20	2370	8086	3.00	25/400	248.8	ASHRAE/T
	ASD084SN	8.40	2470	8428	2.85	20/400	248.8	ASHRAE/T
	ASD092SN	9.20	2650	9042	2.82	20/450	248.8	ASHRAE/T
	ASD102HN	10.20	2960	10100	3.00	20/450	248.8	ASHRAE/T
	ASD108HN	10.80	3170	10816	3.00	20/450	248.8	ASHRAE/T
	ASD113HN	11.30	3330	11362	3.00	20/450	248.8	ASHRAE/T
G	ASG102UN	10.20	3030	10338	3.05	30/450	261.0	ASHRAE/T
	ASG108SN	10.80	3045	10390	2.85	30/420	261.0	ASHRAE/T
	ASG112RN	11.20	3130	10680	2.90	30/450	261.0	ASHRAE/T
	ASG112UN	11.20	3305	11277	3.05	30/450	261.0	ASHRAE/T
	ASG116RN	11.60	3239	11051	2.82	25/400	261.0	ASHRAE/T
	ASG120RN	12.00	3455	11788	2.98	25/450	261.0	ASHRAE/T
	ASG125UN	12.50	3550	12113	3.00	35/450	261.0	ASHRAE/T
	ASG135UN	13.50	3985	13597	3.02	35/450	261.0	ASHRAE/T
	ASG151SN	15.10	4460	15218	2.98	45/450	261.0	ASHRAE/T
L	ASL140UN	14.00	4140	14126	3.05	40/450	278.6	ASHRAE/T
	ASL145SN-1	14.50	4195	14313	3.00	40/450	289.0	ASHRAE/T
	ASL152UN	15.20	4490	15320	3.08	40/450	304.0	ASHRAE/T
	ASL155UN	15.50	4580	15627	3.08	40/450	304.0	ASHRAE/T
	ASL160SN-1	16.00	4680	15968	3.00	40/450	279.0	ASHRAE/T
	ASL165SN-1	16.50	4880	16651	3.00	35/450	279.0	ASHRAE/T
	ASL170SN-1	17.00	4950	16889	3.00	35/450	289.0	ASHRAE/T
	ASL180SN-1	18.00	5350	18254	3.00	40/450	279.0	ASHRAE/T
	ASL211UN	21.10	6250	21325	3.05	50/450	319.0	ASHRAE/T
H	ASH201SN	20.10	5860	19994	2.88	45/400	283.5	ASHRAE/T
	ASH210SN	21.00	5990	20438	2.85	50/400	283.5	ASHRAE/T
	ASH218SN	21.80	6410	21871	3.00	55/450	298.5	ASHRAE/T
	ASH218UN-1	21.80	6450	22007	3.05	50/450	301.1	ASHRAE/T
	ASH222UN	22.20	6550	22349	3.08	55/450	315.5	ASHRAE/T
	ASH232UN	23.20	6750	23031	3.05	55/450	315.5	ASHRAE/T
	ASH232SN-1	23.20	6720	22929	2.90	60/450	298.5	ASHRAE/T
	ASH244SN-1	24.40	7070	24123	2.90	40/450	298.5	ASHRAE/T
	ASH264SN	26.40	7700	26272	2.87	50/450	302.5	ASHRAE/T
TH	ATH290SN	29.00	8630	29446	2.84	60/450	358.0	ASHRAE/T
	ATH356SN	35.60	10350	35314	2.81	60/450	358.0	ASHRAE/T
	ATH356UN	35.60	10520	35894	2.95	90/450	358.0	ASHRAE/T

系列 Series	型号 Model	排气量 Displacement (cc/rev)	冷量 Cooling Capacity (W)	冷量 Cooling Capacity (Btu/h)	COP (W/W)	电容 Capacitor ( $\mu$ F/v)	压缩机高度 Height (mm)	测试工况 Test Mode
--------------	-------------	---------------------------------	----------------------------------	--------------------------------------	--------------	---------------------------------	-------------------------	-------------------

定速 T1 R410A Constant-speed T1 R410

[3 $\phi$ ]380V 50Hz

H	ASH280UC	28.00	6920	23611	3.05	-	325.5	ASHRAE/T
TH	ATH280TC	28.00	6750	23031	2.92	-	351.4	ASHRAE/T
	ATH290UC	29.00	6950	23713	3.08	-	375.8	ASHRAE/T
	ATH307UC	30.70	7490	25556	3.08	-	375.8	ASHRAE/T
	ATH356UC	35.60	8680	29616	3.08	-	375.8	ASHRAE/T
	ATH420UC	41.80	10150	34632	3.03	-	375.8	ASHRAE/T

定速 T1 R410A Constant-speed T1 R410

[3 $\phi$ ]380-415V 50Hz

TE	ATE440UC	44.00	11200	38214	3.12	-	414.6	ASHRAE/T
	ATE470SC	47.00	11850	40432	3.03	-	414.6	ASHRAE/T
	ATE498SC-1	49.80	12650	43162	3.06	-	414.6	ASHRAE/T
	ATE498UC	49.80	12600	42991	3.09	-	414.6	ASHRAE/T
	ATE518SC-A	51.80	13150	44868	3.02	-	414.6	ASHRAE/T
	ATE550SC	55.00	13950	47597	3.00	-	414.6	ASHRAE/T
	ATE590SC	59.00	14850	50668	3.00	-	445.2	ASHRAE/T
	ATE650SC	65.00	16350	55786	2.90	-	445.2	ASHRAE/T

定速 T1 R410A Low Voltage Constant-speed T1 R410

[1 $\phi$ ]220V 50Hz (低电压机型)

G	ASG096GV	9.60	2355	8530	2.83	35/450	261.0	ASHRAE/T
	ASG108GV	10.80	2610	8530	2.84	35/450	261.0	ASHRAE/T
	ASG130GV	13.00	3170	10816	2.83	35/450	261.0	ASHRAE/T
L	ASL145GV	14.50	3500	11942	2.82	40/450	289.0	ASHRAE/T
	ASL198GV	19.80	4800	16378	2.87	55/450	304.0	ASHRAE/T
H	ASH244GV	24.40	5760	19653	2.94	60/450	298.5	ASHRAE/T
	ASH255GV	25.50	6150	20984	2.95	60/450	298.5	ASHRAE/T

定速 T1 R410A Constant-speed T1 R410

[3 $\phi$ ]220V-230V 60Hz

TH	ATH307UG3	30.70	8950	30537	3.05	-	375.8	ASHRAE/T
	ATH356UG3	35.60	10350	35314	3.04	-	375.8	ASHRAE/T
	ATH410UG3	40.80	11900	40603	2.98	-	375.8	ASHRAE/T
TE	ATE470SN	47.00	14350	48962	3.00	-	414.6	ASHRAE/T
	ATE550SN	55.00	17150	58516	2.97	-	414.6	ASHRAE/T
	ATE590SN	59.00	18250	62269	2.92	-	445.2	ASHRAE/T

定速 T1 R410A Constant-speed T1 R410

[3 $\phi$ ]380V 60Hz

TE	ATE470SM	47.00	14300	48792	3.00	-	414.6	ASHRAE/T
	ATE550SM	55.00	17050	58175	2.97	-	414.6	ASHRAE/T
	ATE590SM	59.00	18250	62269	2.92	-	445.2	ASHRAE/T



### 定速 T3 R22 Constant-speed T3 R22

[1φ]220-240V 50Hz

系列 Series	型号 Model	排气量 Displacement (cc/rev)	冷量 Cooling Capacity (W)	冷量 Cooling Capacity (Btu/h)	COP (W/W)	电容 Capacitor (μF/v)	压缩机高度 Height (mm)	测试工况 Test Mode
L	SL203MV	20.30	3475	11857	3.22	35/450	279.0	ASHRAE/T
	SL232MV	23.20	3890	13273	3.05	45/450	264.0	ASHRAE/T
SH	SH280MV	28.00	4820	16446	3.30	55/450	307.8	ASHRAE/T
	SH307MV-1	30.70	5250	17913	3.20	45/420	293.4	ASHRAE/T
	SH315MV	31.50	5470	18664	3.31	55/450	307.8	ASHRAE/T
	SH336MV-1	33.60	5770	19687	3.20	55/450	298.4	ASHRAE/T
	SH356MV-1	35.60	6120	20881	3.16	50/450	307.8	ASHRAE/T
	SH380MV	38.00	6600	22519	3.25	70/450	330.9	ASHRAE/T
	SH401MV*2	40.10	7020	23952	3.28	60/450	330.9	ASHRAE/T
	SH410MV	41.00	7170	24464	3.28	60/450	330.9	ASHRAE/T
TH	SH438MV	43.80	7510	25624	3.10	60/450	338.9	ASHRAE/T
	TH410MV	41.80	7150	24396	3.15	60/450	358.9	ASHRAE/T
	TH470MV	47.00	8100	27637	3.15	70/450	380.7	ASHRAE/T
	TH508MV	50.80	8660	29548	3.00	90/450	358.9	ASHRAE/T
	TH532MV	53.20	9150	31220	3.12	90/450	394.5	ASHRAE/T
TH550MV	55.00	9600	32755	3.08	90/450	395.6	ASHRAE/T	

### 定速 T3 R410A Constant-speed T3 R410A

[1φ]230V 50Hz

系列 Series	型号 Model	排气量 Displacement (cc/rev)	冷量 Cooling Capacity (W)	冷量 Cooling Capacity (Btu/h)	COP (W/W)	电容 Capacitor (μF/v)	压缩机高度 Height (mm)	测试工况 Test Mode
L	ASL133MV-1	13.30	3185	10867	2.98	35/450	273.6	ASHRAE/T
	ASL140MV	14.00	3380	11533	2.98	30/450	273.6	ASHRAE/T
	ASL185MV	18.50	4450	15183	3.00	45/450	304.0	ASHRAE/T
	ASL193MV	19.30	4670	15934	3.00	50/450	304.0	ASHRAE/T
	ASL201MV	20.10	4900	16719	3.00	50/450	304.0	ASHRAE/T
H	ASH201MV	20.10	4950	16889	3.00	50/450	301.1	ASHRAE/T
	ASH210MV	21.00	5200	17742	3.06	55/450	301.1	ASHRAE/T
	ASH232MV	23.20	5650	19278	3.00	50/450	301.1	ASHRAE/T
	ASH244MV	24.40	5990	20438	3.00	50/450	315.5	ASHRAE/T
	ASH280MV	28.00	5850	23372	3.00	50/450	325.5	ASHRAE/T
TH	ATH290MV	29.00	7010	23918	3.03	70/450	375.8	ASHRAE/T
	ATH336MV	33.60	8220	28047	2.90	55/450	375.8	ASHRAE/T
	ATH325MV	32.50	7860	26818	2.98	70/450	375.8	ASHRAE/T
	ATH356MV-A	35.60	8550	29173	2.90	55/450	375.8	ASHRAE/T
	ATH420MV	41.80	10100	29531	2.95	90/450	375.8	ASHRAE/T

### 定速 T3 R22 Constant-speed T3 R22

[1φ]230V 60Hz

系列 Series	型号 Model	排气量 Displacement (cc/rev)	冷量 Cooling Capacity (W)	冷量 Cooling Capacity (Btu/h)	COP (W/W)	电容 Capacitor (μF/v)	压缩机高度 Height (mm)	测试工况 Test Mode
L	SL193DG-1	19.30	3930	13409	3.05	50/450	279.0	ASHRAE/T
	SL242DG	24.20	5030	17162	3.15	45/450	289.0	ASHRAE/T
	SL260DG	26.00	5425	18510	3.20	40/450	289.0	ASHRAE/T
H	SH255DG-1	25.50	5350	18254	3.30	40/450	288.4	ASHRAE/T
	SH264DG-2	26.40	5550	18937	3.20	40/450	288.4	ASHRAE/T
	SH307DG-1	30.70	6450	22007	3.20	55/450	307.8	ASHRAE/T
	SH325DG	32.50	6860	23406	3.20	55/450	307.8	ASHRAE/T
	SH356DG-3	35.60	7450	25419	3.24	50/450	317.8	ASHRAE/T
	SH370DG	37.00	7780	26545	3.16	50/450	330.9	ASHRAE/T
TH	TH410DG	41.80	8670	29582	3.05	60/450	339.7	ASHRAE/T

### 定速 T3 R410A Constant-speed T3 R410A

[1φ]230V 60Hz

系列 Series	型号 Model	排气量 Displacement (cc/rev)	冷量 Cooling Capacity (W)	冷量 Cooling Capacity (Btu/h)	COP (W/W)	电容 Capacitor (μF/v)	压缩机高度 Height (mm)	测试工况 Test Mode
D	ASD089DG	8.90	3245	11072	4.49	30/400	248.8	S09-C1
	ASD092DG	9.20	3290	11225	4.33	30/400	248.8	S09-C1
G	ASG105DG	10.50	3050	10407	2.98	25/450	261.0	ASHRAE/T
	ASG108DG	10.80	3090	10543	2.96	25/450	261.0	ASHRAE/T
	ASG108DG-1	10.80	3180	10850	3.02	30/450	261.0	ASHRAE/T
L	ASL133DG	13.30	3880	13239	3.03	40/450	278.6	ASHRAE/T
	ASL145DG	14.50	4230	14433	3.03	40/450	289.0	ASHRAE/T
	ASL150DG-3	15.00	4390	14979	3.06	40/450	304.0	ASHRAE/T
	ASL152DG-3	15.20	4495	15337	3.06	40/450	304.0	ASHRAE/T
	ASL155DG-4	15.50	4530	15456	3.04	35/450	304.0	ASHRAE/T
	ASL157DG-4	15.70	4570	15593	3.04	35/450	304.0	ASHRAE/T
	ASL160DG-2	16.00	4660	15900	3.05	40/450	289.0	ASHRAE/T
	ASL165DG	16.50	4805	16395	3.05	50/450	289.0	ASHRAE/T
	ASL170DG-1	17.00	5005	17077	3.04	35/450	304.0	ASHRAE/T
	ASL175DG	17.50	5140	17538	3.05	50/450	289.0	ASHRAE/T
	ASL193DG	19.30	5665	19329	3.00	40/450	304.0	ASHRAE/T
H	ASH175DG	17.50	5080	17333	3.01	40/450	296.1	ASHRAE/T
	ASH193DG	19.30	5630	19210	3.00	40/450	296.1	ASHRAE/T
	ASH201DG	20.10	5950	20301	3.03	45/450	296.1	ASHRAE/T
	ASH205DG	20.50	6150	20984	3.06	50/450	301.1	ASHRAE/T
	ASH215DG	21.50	6410	21871	3.08	50/450	301.1	ASHRAE/T
	ASH232DG	23.20	6870	23440	3.10	55/450	325.5	ASHRAE/T
	ASH255DG	25.50	7500	25590	3.05	60/450	325.5	ASHRAE/T
	ASH280DG	28.00	8210	28013	3.05	70/450	325.5	ASHRAE/T
TH	ATH290DG-1	29.00	8570	29241	3.01	70/450	375.8	ASHRAE/T
	ATH307DG	30.70	9050	31015	3.01	70/450	375.8	ASHRAE/T

定速 印度向 R22 Constant-speed India R22

[1φ]230V 50Hz

系列 Series	型号 Model	排气量 Displacement (cc/rev)	冷量 Cooling Capacity (W)	冷量 Cooling Capacity (Btu/h)	COP (W/W)	电容 Capacitor (μF/v)	压缩机高度 Height (mm)	测试工况 Test Mode
G	SG184UY	18.40	3100	10577	3.20	30/450	261.0	ASHRAE/T
	SG192UY	19.20	3230	11021	3.20	30/450	261.0	ASHRAE/T
	SG200UY	20.00	3350	11430	3.23	35/450	261.0	ASHRAE/T
L	SL185UY	18.50	3140	10714	3.31	30/450	289.0	ASHRAE/T
	SL190UY	19.00	3240	11055	3.31	30/450	289.0	ASHRAE/T
	SL193UY-1	19.30	3250	11089	3.30	30/450	289.0	ASHRAE/T
	SL203UY-1	20.30	3440	11737	3.31	30/450	289.0	ASHRAE/T
	SL211RY	21.10	3530	12044	3.20	30/450	271.5	ASHRAE/T
	SL253UY	25.30	4320	14740	3.24	40/450	289.0	ASHRAE/T
	SL280UY-2	28.00	4830	16480	3.35	35/450	319.0	ASHRAE/T
	SL286UY-1	28.60	4860	16582	3.31	50/450	304.0	ASHRAE/T
	SL295UY-1	29.50	5105	17418	3.30	35/450	313.0	ASHRAE/T
H	SH286UY	28.60	4940	16855	3.35	45/450	317.8	ASHRAE/T
	SH290UY	29.00	4980	16992	3.34	40/450	307.8	ASHRAE/T
	SH295RY-1	29.50	5050	17231	3.29	45/450	307.8	ASHRAE/T
	SH300UY	30.00	5100	17401	3.34	45/450	307.8	ASHRAE/T
	SH315UY	31.50	5390	18391	3.29	40/450	307.8	ASHRAE/T
	SH307RY	30.70	5250	17913	3.26	45/450	307.8	ASHRAE/T
	SH370UY-1	37.00	6440	21973	3.34	50/450	317.8	ASHRAE/T
	SH380RY	38.00	6555	22366	3.24	50/450	320.9	ASHRAE/T

定速 印度向 R410A Constant-speed India R410A

[1φ]230V 50Hz

系列 Series	型号 Model	排气量 Displacement (cc/rev)	冷量 Cooling Capacity (W)	冷量 Cooling Capacity (Btu/h)	COP (W/W)	电容 Capacitor (μF/v)	压缩机高度 Height (mm)	测试工况 Test Mode
G	ASG120UY	12.00	2860	9758	2.95	30/450	261.0	ASHRAE/T
	ASG125UY	12.50	2930	9997	2.95	30/450	261.0	ASHRAE/T
	ASG130UY	13.00	3170	10816	2.98	30/450	261.0	ASHRAE/T
	ASG135UY	13.50	3245	11072	2.96	30/450	261.0	ASHRAE/T
	ASG140UY	14.00	3400	11601	2.95	40/450	261.0	ASHRAE/T
L	ASL135RY	13.50	3250	11089	3.05	35/450	273.6	ASHRAE/T
	ASL193UY	19.30	4610	15729	3.02	45/450	304.0	ASHRAE/T
H	ASH193RY	19.30	4600	15695	3.00	45/450	296.1	ASHRAE/T
	ASH201RY	20.10	4845	16531	3.00	40/450	293.5	ASHRAE/T
	ASH210RY	21.00	5120	17469	3.00	40/450	293.5	ASHRAE/T
	ASH232RY	23.20	5600	19107	3.00	50/450	315.5	ASHRAE/T
	ASH244RY	24.40	5900	20131	3.00	50/450	315.5	ASHRAE/T

系列 Series	型号 Model	排气量 Displacement (cc/rev)	冷量 Cooling Capacity (W)	冷量 Cooling Capacity (Btu/h)	COP (W/W)	电容 Capacitor (μF/v)	压缩机高度 Height (mm)	测试工况 Test Mode
--------------	-------------	---------------------------------	----------------------------------	--------------------------------------	--------------	---------------------------	-------------------------	-------------------

定速 新冷媒 R32 Constant-speed Green Refrigerant R32

[1φ]220-240V 50Hz

系列 Series	型号 Model	排气量 Displacement (cc/rev)	冷量 Cooling Capacity (W)	冷量 Cooling Capacity (Btu/h)	COP (W/W)	电容 Capacitor (μF/v)	压缩机高度 Height (mm)	测试工况 Test Mode
D	GSD042SV	4.2	1260	4299	4.06	8/450	217.8	S09-C1
	GSD086SV	8.6	2740	9349	4.35	25/400	238.8	S09-C1
	GSD092TV	9.2	2880	9827	4.40	30/400	248.8	S09-C1
	GSD102XV	10.2	3220	10987	4.50	25/400	248.8	S09-C1
G	GSG102UV	10.2	3200	10918	4.55	30/450	261.0	S09-C1
	GSG108UV	10.8	3390	11567	4.55	30/450	261.0	S09-C1
	GSG125RY	12.5	3925	13392	4.20	35/450	261.0	S09-C1
	GSG125UV	12.5	3930	13409	4.52	30/450	261.0	S09-C1
	GSG125UY	12.5	3930	13409	4.52	30/450	261.0	S09-C1
	GSG128UV	12.8	4025	13733	4.52	30/450	261.0	S09-C1
L	GSL125TV	12.5	4040	13784	4.62	30/450	278.6	S09-C1
	GSL129TV	12.9	4050	13819	4.55	30/450	273.6	S09-C1
	GSL133TV	13.3	4175	14245	4.55	30/450	273.6	S09-C1
	GSL175UV	17.5	5600	19107	4.62	50/450	304.0	S09-C1
	GSL185UV	18.5	6010	20506	4.68	35/450	304.0	S09-C1
	GSL190UV	19.0	6200	21154	4.64	45/450	304.0	S09-C1
H	GSL198UV	19.8	6475	22093	4.60	40/450	304.0	S09-C1
	GSH175TV	17.5	5590	19073	4.62	45/450	301.1	S09-C1
	GSH175TV-1	17.5	5720	19517	4.80	40/450	301.1	S09-C1
	GSH184TV	18.4	6000	20472	4.80	40/450	301.1	S09-C1
TH	GSH232UV	23.2	7600	25931	4.74	50/450	315.5	S09-C1
	GSH264UV	26.4	8635	29463	4.72	55/450	325.5	S09-C1
	GTH270UV	27.0	8690	29650	4.63	60/450	378.5	S09-C1

定速 新冷媒 R290 Constant-speed Green Refrigerant R290

[1φ]220-240V 50Hz

系列 Series	型号 Model	排气量 Displacement (cc/rev)	冷量 Cooling Capacity (W)	冷量 Cooling Capacity (Btu/h)	COP (W/W)	电容 Capacitor (μF/v)	压缩机高度 Height (mm)	测试工况 Test Mode
G	PSG151RV	15.1	2130	7268	3.26	25/450	256.0	ASHRAE/T
	PSG162RV	16.2	2285	7796	3.30	25/450	256.0	ASHRAE/T
	PSG184SV	18.4	2653	9052	3.27	35/400	263.3	ASHRAE/T
L	PSL211UV	21.1	3212	10959	3.44	35/450	279.0	ASHRAE/T
	PSL218UV	21.8	3305	11277	3.44	30/450	279.0	ASHRAE/T
	PSL242UV	24.2	3680	12556	3.44	35/450	289.0	ASHRAE/T
H	PSH307HV	30.7	4566	15579	3.50	45/450	307.8	ASHRAE/T
	PSH336UV	33.6	5200	17742	3.55	45/450	307.8	ASHRAE/T

系列/冷媒 Series/ Refrigerant	型号 Model	排气量 Displacement (cc/rev)	冷量 Cooling Capacity (W)	冷量 Cooling Capacity (Btu/h)	COP (W/W)	电容 Capacitor ( $\mu$ F/v)	压缩机高度 Height (mm)	测试工况 Test Mode
---------------------------------	-------------	---------------------------------	----------------------------------	--------------------------------------	--------------	---------------------------------	-------------------------	-------------------

**除湿机压缩机**  
Dehumidifier Compressor

**直流变频 DC Inverter**

直流变频 R134a DC Inverter R134a

A	BSA725SP	7.25	1090	3719	3.30	3600	162.6	ASHRAE/T
---	----------	------	------	------	------	------	-------	----------

**定速 R134a Constant-speed R134a**

[1 $\phi$ ]220-240V 50Hz

A	BSA272CV	2.72	280	955	2.20	4/450	143.0	ASHRAE/T
	BSA357CV	3.57	365	1245	2.15	4.7/450	143.0	ASHRAE/T
	BSA418CV	4.18	440	1501	2.10	6.5/400	143.0	ASHRAE/T
	BSA460CV	4.60	490	1672	2.28	6.5/450	169.0	ASHRAE/T
	BSA460UV	4.60	503	1716	2.62	8/400	162.6	ASHRAE/T
	BSA586CV	5.86	640	2184	2.40	8/400	169.0	ASHRAE/T
	BSA586UV	5.86	642	2191	2.77	6/450	172.6	ASHRAE/T
	BSA645CV	6.45	692	2361	2.35	6.5/450	169.0	ASHRAE/T
	BSA645SV	6.45	705	2405	2.55	6.5/450	162.6	ASHRAE/T
	BSA645UV	6.45	720	2457	2.78	8/450	172.6	ASHRAE/T
	BSA725SV	7.25	784	2675	2.53	6.5/500	162.6	ASHRAE/T
	BSA725UV	7.25	800	2730	2.71	8/450	172.6	ASHRAE/T
	BSA804SV	8.04	878	2996	2.68	12/400	177.6	ASHRAE/T

**定速 R134a Constant-speed R134a**

[1 $\phi$ ]208-230V 60Hz

A	BSA272CN	2.72	347	1184	2.30	4/450	143.0	ASHRAE/T
	BSA357CN	3.57	462	1576	2.20	6.5/450	143.0	ASHRAE/T
	BSA418CN	4.18	537	1832	2.11	8/450	143.0	ASHRAE/T
	BSA418SN	4.18	557	1900	2.40	8/450	164.1	ASHRAE/T
	BSA460CN	4.60	605	2064	2.30	6.5/400	169.0	ASHRAE/T
	BSA460SN	4.60	615	2098	2.57	6.5/450	152.1	ASHRAE/T
	BSA586CN	5.86	793	2706	2.36	8/450	169.0	ASHRAE/T
	BSA586SN	5.86	778	2655	2.62	8/450	174.6	ASHRAE/T
	BSA645CN	6.45	848	2893	2.31	8/450	169.0	ASHRAE/T
	BSA645SN	6.45	878	2996	2.51	8/450	162.6	ASHRAE/T
	BSA645UN	6.45	870	2968	2.80	6.5/450	172.6	ASHRAE/T
	BSA725UN	7.25	964	3289	2.80	6.5/450	172.6	ASHRAE/T

■ 额定转速 Rotational Speed (Rpm)

系列 Series	型号 Model	排气量 Displacement (cc/rev)	冷量 Cooling Capacity (W)	冷量 Cooling Capacity (Btu/h)	COP (W/W)	电容 Capacitor ( $\mu$ F/v)	压缩机高度 Height (mm)	测试工况 Test Mode
--------------	-------------	---------------------------------	----------------------------------	--------------------------------------	--------------	---------------------------------	-------------------------	-------------------

**除湿机压缩机**  
Dehumidifier Compressor

**定速 R134a Constant-speed R134a**

[1 $\phi$ ]115-120V 60Hz

A	BSA272CW	2.72	340	1160	2.27	12/250	143.0	ASHRAE/T
	BSA357CW	3.57	465	1587	2.21	15/250	143.0	ASHRAE/T
	BSA418CW	4.18	538	1836	2.19	15/300	143.0	ASHRAE/T
	BSA418UW	4.18	553	1887	2.74	17/250	162.6	ASHRAE/T
	BSA460CW	4.60	605	2064	2.33	17/250	169.0	ASHRAE/T
	BSA586CW	5.86	783	2672	2.30	17/250	169.0	ASHRAE/T
	BSA645CW	6.45	878	2996	2.33	17/300	169.0	ASHRAE/T
	BSA645UW	6.45	880	3003	2.80	17/300	172.6	ASHRAE/T
	BSA645HW	6.45	880	3003	2.87	40/250	172.6	ASHRAE/T
	BSA725UW	7.25	945	3224	2.78	17/300	172.6	ASHRAE/T
	BSA725HW	7.25	965	3293	2.86	40/250	172.6	ASHRAE/T
	BSA750UW	7.50	1005	3429	2.75	25/250	172.6	ASHRAE/T
	BSA750HW	7.50	993	3388	2.87	40/250	172.6	ASHRAE/T

**定速 R134a Constant-speed R134a**

[1 $\phi$ ]100V 50/60Hz

A	BSA272CR	2.72	340	1160	2.19	15/220	143.0	ASHRAE/T
	BSA357CR	3.57	450	1535	2.21	17/250	143.0	ASHRAE/T
	BSA357UR	3.57	455	1552	2.60	25/250	153.0	ASHRAE/T
	BSA418CR	4.18	545	1860	2.18	17/250	143.0	ASHRAE/T
	BSA586CR	5.86	789	2692	2.40	25/250	169.0	ASHRAE/T

**定速 R134a Constant-speed R134a**

[1 $\phi$ ]100/100-110V 50/60Hz

A	BSA460CR	4.60	584	1993	2.35	17/220	169.0	ASHRAE/T
	BSA460SR	4.60	595	2030	2.60	17/220	152.1	ASHRAE/T
	BSA460UR	4.60	600	2047	2.80	20/250	162.6	ASHRAE/T
	BSA645CR	6.45	840	2866	2.33	20/250	169.0	ASHRAE/T
	BSA725SR	7.25	945	3224	2.51	17/300	162.6	ASHRAE/T

**定速 R134a Constant-speed R134a**

[1 $\phi$ ]265V 60Hz

A	BSA357CH	3.57	465	1587	2.21	6/450	155.5	ASHRAE/T
---	----------	------	-----	------	------	-------	-------	----------

系列 Series	型号 Model	排气量 Displacement (cc/rev)	冷量 Cooling Capacity (W)	冷量 Cooling Capacity (Btu/h)	COP (W/W)	电容 Capacitor ( $\mu$ F/v)	压缩机高度 Height (mm)	测试工况 Test Mode
--------------	-------------	---------------------------------	----------------------------------	--------------------------------------	--------------	---------------------------------	-------------------------	-------------------

**除湿机压缩机**  
Dehumidifier Compressor

**定速 R134a Constant-speed R134a**  
[1 $\phi$ ]110V 60Hz


A	型号	排气量	冷量	冷量	COP	电容	压缩机高度	测试工况
	BSA272HJ	2.72	345	1177	2.60	20/200	152.1	ASHRAE/T
	BSA357CJ	3.57	460	1570	2.19	15/250	143.0	ASHRAE/T
	BSA357UJ	3.57	465	1587	2.67	20/250	152.1	ASHRAE/T
	BSA460SJ	4.60	600	2047	2.62	20/200	152.1	ASHRAE/T
	BSA460UJ	4.60	615	2098	2.80	20/250	162.6	ASHRAE/T
	BSA520UJ	5.20	680	2320	2.80	17/250	172.6	ASHRAE/T
	BSA586UJ	5.86	780	2661	2.80	17/250	172.6	ASHRAE/T
	BSA586HJ	5.86	785	2678	2.92	25/250	172.6	ASHRAE/T

**定速 R410A Constant-speed R410A**  
[1 $\phi$ ]115-120V 60Hz

A	型号	排气量	冷量	冷量	COP	电容	压缩机高度	测试工况
	ASA330CW	3.30	845	2883	2.35	15/300	188.7	ASHRAE/T
	ASA357CW	3.57	935	3190	2.36	17/300	188.7	ASHRAE/T
	ASA418CW	4.18	1140	3890	2.43	17/300	188.7	ASHRAE/T
	ASA458CW	4.58	1240	4231	2.40	17/400	188.7	ASHRAE/T

**定速 R290 Constant-speed R290**  
[1 $\phi$ ]220-240V 50Hz

A	型号	排气量	冷量	冷量	COP	电容	压缩机高度	测试工况
	PSA586SV	5.86	787	2685	2.41	6.5/500	177.0	ASHRAE/T



系列 Series	型号 Model	排气量 Displacement (cc/rev)	冷量 Cooling Capacity (W)	冷量 Cooling Capacity (Btu/h)	COP (W/W)	电容 Capacitor ( $\mu$ F/v)	压缩机高度 Height (mm)	测试工况 Test Mode
--------------	-------------	---------------------------------	----------------------------------	--------------------------------------	--------------	---------------------------------	-------------------------	-------------------

**冷藏冷冻用压缩机**  
Compressor For Refrigerator

**定速 R404A 卧式压缩机 Constant-speed R404A Horizontal Compressor**  
[1 $\phi$ ]220-240V 50Hz

DD	DL	DH
DDD127CV	DDL211SV	DDH254LV
12.70	21.10	25.40
1480	2400	1600
5051	8191	5461
1.83	1.86	1.24
30/450	45/450	60/420
145.0	163.0	160.5
冷冻工况 Cool Mode	冷冻工况 Cool Mode	冷冻工况 Freeze Mode
		DDH307LV
		30.70
		1950
		6655
		1.25
		60/420
		160.5
		冷冻工况 Freeze Mode
		DDH356LV
		35.60
		2235
		7628
		1.28
		60/420
		160.5
		冷冻工况 Freeze Mode

[3 $\phi$ ]200V~220V 50Hz/60Hz (注: 为50Hz时数据)

DH	型号	排气量	冷量	冷量	COP	电容	压缩机高度	测试工况
	DDH254LS3	25.40	1550	5290	1.35	—	160.5	冷冻工况 Freeze Mode
	DDH307LS3	30.70	1990	6792	1.38	—	160.5	冷冻工况 Freeze Mode
	DDH356LS3	35.60	2290	7816	1.36	—	160.5	冷冻工况 Freeze Mode

[3 $\phi$ ]380V 50Hz

BH	型号	排气量	冷量	冷量	COP	电容	压缩机高度	测试工况
	DBH488LC3	48.80	2970	10137	1.24	—	160.5	冷冻工况 Freeze Mode

**定速 R404A 立式压缩机 Constant-speed R404A Vertical Compressor**  
[1 $\phi$ ]220-240V 50Hz

D	L	H	TH
DSD063SV	DSD145CV	WHP03900DCV	WHP05180DCV
6.30	14.50	19.30	25.40
640	1550	2091	1540
2184	5290	7137	5254
1.80	1.82	1.84	1.15
17/400	35/450	35/450	50/450
236.3	232.9	277.5	289.0
冷冻工况 Cool Mode	冷冻工况 Cool Mode	冷冻工况 Cool Mode	冷冻工况 Freeze Mode
			WHP07140DCV
			35.60
			2280
			7779
			1.19
			50/450
			303.0
			冷冻工况 Freeze Mode
			WHP09800DCV
			48.80
			3305
			11277
			1.30
			60/450
			372.7
			冷冻工况 Freeze Mode

[3 $\phi$ ]380V 50Hz

TH	TE							
	DTH488LC3	48.80	3215	10970	1.35	—	361.3	冷冻工况 Freeze Mode
	WHP19460DCC	91.10	11000	37532	1.88	—	441.1	冷冻工况 Cool Mode

**DC变频 R404A 立式压缩机 DC Inverter R404A Vertical Compressor**

TH	型号	排气量	冷量	冷量	COP	电容	压缩机高度	测试工况
	DTH356LDPC9FQ	35.60	2430	8291	1.45	3600	358.0	冷冻工况 Freeze Mode

■ 额定转速 Rotational Speed (Rpm)

系列 Series	型号 Model	排气量 Displacement (cc/rev)	冷量 Cooling Capacity (W)	冷量 Cooling Capacity (Btu/h)	COP (W/W)	电容 Capacitor ( $\mu$ F/v)	压缩机高度 Height (mm)	测试工况 Test Mode
--------------	-------------	---------------------------------	----------------------------------	--------------------------------------	--------------	---------------------------------	-------------------------	-------------------

冷藏冷冻用压缩机  
Compressor For Refrigerator

DC变频 R290 立式压缩机 DC Inverter R290 Vertical Compressor

A	PSA586SD	5.86	625	2133	1.60	3000	172.6	冷藏工况 Cool Mode
G	PSG210SK	21.00	3220	12010	2.01	4500	242.0	冷藏工况 Cool Mode



■ 额定转速 Rotational Speed (Rpm)

系列 Series	型号 Model	排气量 Displacement (cc/rev)	热量 Heat Capacity (W)	热量 Heat Capacity (Btu/h)	COP (W/W)	电容 Capacitor ( $\mu$ F/v)	压缩机高度 Height (mm)	测试工况 Test Mode
--------------	-------------	---------------------------------	----------------------------	--------------------------------	--------------	---------------------------------	-------------------------	-------------------

热泵热水器专用压缩机  
Compressor For HPWH

定速 R134a 立式压缩机 Constant-speed R134a Vertical Compressor

[1 $\phi$ ]220-240V 50Hz

A	WHP00430BCV	2.72	417	1423	3.28	4/450	152.1	ASHRAE/T
	WHP00535BCV	3.57	556	1897	3.16	6.5/450	152.1	ASHRAE/T
	WHP00680BUV	4.60	714	2436	3.78	6/450	172.6	ASHRAE/T
	WHP00680BHV	4.60	714	2436	3.63	8/450	172.6	ASHRAE/T
D	WHP00990BCV	6.45	975	3327	3.55	7/450	185.1	ASHRAE/T
	WHP00930BSV	6.30	941	3211	3.90	10/400	195.0	ASHRAE/T
	WHP00930BUV	6.30	951	3245	4.00	10/450	217.4	ASHRAE/T
	WHP01600BSV	10.20	1605	5476	4.02	25/450	231.0	ASHRAE/T
	WHP01600BHV	10.20	1720	5869	4.00	15/450	252.9	ASHRAE/T
	WHP01900BSV	12.20	1825	6227	4.00	15/400	232.9	ASHRAE/T
	WHP01900BUV	12.20	1895	6466	4.20	15/420	237.9	ASHRAE/T
	WHP01900BHV	12.20	1882	6421	4.20	20/450	237.9	ASHRAE/T
G	WHP02250BUV	14.50	2205	7523	4.20	20/420	242.9	ASHRAE/T
	WHP02720BSV	17.30	2590	8837	4.11	20/400	256.0	ASHRAE/T
L	WHP02830BSV	18.00	2815	9605	4.05	35/400	277.5	ASHRAE/T
	WHP02830BUV	18.00	2805	9571	4.22	25/420	292.5	ASHRAE/T
	WHP02830BHV	18.00	2805	9571	4.22	25/420	292.5	ASHRAE/T
	WHP03970BSV	25.30	3900	13307	4.10	35/400	277.5	ASHRAE/T
	WHP03970BUV	25.30	3860	13170	4.24	35/450	287.5	ASHRAE/T
	WHP03970BHV	25.30	3860	13170	4.12	35/450	292.5	ASHRAE/T
H	WHP05100BSV	33.60	5270	17981	4.05	50/450	289.0	ASHRAE/T
	WHP05100BUV	33.60	5230	17845	4.39	45/450	304.0	ASHRAE/T
TH	WHP07650BCV	48.80	7635	26051	4.07	60/450	372.7	ASHRAE/T

[1 $\phi$ ]220-240V 50/60Hz

A	WHP00680BSX	4.60	714	2436	3.45	6/450	163.2	ASHRAE/T
---	-------------	------	-----	------	------	-------	-------	----------

[1 $\phi$ ]115-120V 60Hz

D	WHP1620BSW	8.60	1590	5425	4.24	30/250	227.9	ASHRAE/T
---	------------	------	------	------	------	--------	-------	----------

[1 $\phi$ ]208-240V 60Hz

D	WHP01620BSQ	8.60	1595	5442	4.20	12/450	227.9	ASHRAE/T
---	-------------	------	------	------	------	--------	-------	----------

[1 $\phi$ ]208-230V 60Hz

D	WHP02250BCN	12.20	2235	7626	4.06	17/400	232.9	ASHRAE/T
L	WHP02780BCN	14.50	2720	9281	4.06	30/450	277.5	ASHRAE/T
	WHP04400BCN	23.20	4365	14893	4.10	35/400	277.5	ASHRAE/T

系列 Series	型号 Model	排气量 Displacement (cc/rev)	热量 Heat Capacity (W)	热量 Heat Capacity (Btu/h)	COP (W/W)	电容 Capacitor ( $\mu$ F/v)	压缩机高度 Height (mm)	测试工况 Test Mode
--------------	-------------	---------------------------------	----------------------------	--------------------------------	--------------	---------------------------------	-------------------------	-------------------

热泵热水器专用压缩机  
Compressor For HPWH

定速 R417A 立式压缩机 Constant-speed R417A Vertical Compressor  
[1 $\phi$ ]220-240V 50Hz

L	WHP03900DCV	19.30	3915	13358	4.00	35/450	277.5	ASHRAE/T
H	WHP05180DCV	25.40	5155	17589	3.95	50/450	289.0	ASHRAE/T
	WHP07140DCV	35.60	7255	24754	4.02	50/450	303.0	ASHRAE/T
TH	WHP09800DCV	48.80	9970	34018	4.04	60/450	372.7	ASHRAE/T
TE	WHP19460DCC	91.10	20300	69264	4.15	/	441.1	ASHRAE/T

定速 R290 立式压缩机 Constant-speed R290 Vertical Compressor  
[1 $\phi$ ]220-240V 50Hz

A	WHP01100PSV	5.86	1128	3849	3.72	12/450	190.7	ASHRAE/T
D	WHP01650PSV	8.40	1660	5664	4.20	20/400	223.0	ASHRAE/T
	WHP02000PSV	10.40	1985	6773	4.05	15/400	242.9	ASHRAE/T
	WHP02600PSV	13.50	2605	8888	4.14	17/400	242.9	ASHRAE/T

定速 R22 立式压缩机 Constant-speed R22 Vertical Type Compressor  
[1 $\phi$ ]220-240V 50Hz

D	WHP01860RSV	8.60	1905	6500	4.10	15/420	234.1	ASHRAE/T
	WHP02300RCV	10.20	2307	7871	4.00	17/450	225.0	ASHRAE/T
G	WHP03500RCV	16.20	3520	12010	4.05	35/450	263.3	ASHRAE/T
	WHP03230RCV	14.50	3230	11021	4.00	30/450	271.5	ASHRAE/T
L	WHP04700RCV	21.10	4700	16036	4.05	35/400	279.0	ASHRAE/T
	WHP06940RCV	30.80	6935	23662	4.00	50/450	293.4	ASHRAE/T
TH	WHP09500RCV	42.90	9590	32721	4.19	65/450	359.8	ASHRAE/T

DC变频 R134a 立式压缩机 DC Inverter R134a Vertical Compressor

D	WHP01900BCK	10.20	1940	6619	4.62	3600	223.0	ASHRAE/T
G	WHP03240BSK	15.10	2915	9946	4.66	3600	247.0	ASHRAE/T
L	WHP04860BSD	25.30	4900	16719	4.45	3600	277.5	ASHRAE/T

■ 额定转速 Rotational Speed (Rpm)

系列 Series	型号 Model	排气量 Displacement (cc/rev)	热量 Heat Capacity (W)	热量 Heat Capacity (Btu/h)	COP (W/W)	电容 Capacitor ( $\mu$ F/v)	压缩机高度 Height (mm)	测试工况 Test Mode
--------------	-------------	---------------------------------	----------------------------	--------------------------------	--------------	---------------------------------	-------------------------	-------------------

热泵热水器专用压缩机  
Compressor For HPWH

定速 R134a 卧式压缩机 Constant-speed R134a Horizontal Compressor  
[1 $\phi$ ]220-240V 50Hz

A	WHP00680BUV-D	4.60	665	2269	3.80	8/450	100.1	ASHRAE/T
	WHP00990BCV-D	6.45	1022	3487	3.60	7/450	100.1	ASHRAE/T
	WHP1080BCV-D	7.25	1090	3719	3.68	12/450	100.1	ASHRAE/T
	WHP1200BCV-D	8.04	1212	4135	3.65	12/450	100.1	ASHRAE/T

热泵采暖专用压缩机

Heat Pump Compressors For Floor Heating & Space Heating

定速 R410A 立式压缩机 Constant-speed R410A Vertical Compressor  
[1 $\phi$ ]220-240V 50Hz

H	WHP06900AEV	20.1	6090	20779	3.76	50/450	301.1	ASHRAE/T
TH	WHP10100AEV	30.7	10190	36884	3.76	70/450	375.8	ASHRAE/T
	WHP13500AEV	41.9	13500	48860	3.75	90/450	375.8	ASHRAE/T

DC变频 R410A 立式压缩机 DC Inverter R410A Vertical Compressor

TH	WHP09500AED	25.4	10365	35365	4.01	3600	358.0	ASHRAE/T
	WHP11500AED	30.7	12750	43503	4.05	3600	358.0	ASHRAE/T
	WHP13100AED	35.6	14850	50668	3.96	3600	358.0	ASHRAE/T
	WHP15600AED	41.9	17270	58925	3.94	3600	375.8	ASHRAE/T

■ 额定转速 Rotational Speed (Rpm)



系列 Series	型号 Model	排气量 Displacement (cc/rev)	冷量 Cooling Capacity (W)	冷量 Cooling Capacity (Btu/h)	COP (W/W)	电容 Capacitor ( $\mu$ F/v)	压缩机高度 Height (mm)	测试工况 Test Mode
--------------	-------------	---------------------------------	----------------------------------	--------------------------------------	--------------	---------------------------------	-------------------------	-------------------

热泵干衣机用压缩机  
Compressors For Heat Pump Drier

DC变频 R134a 立式压缩机 DC Inverter R134a Vertical Compressor

A	BSA586SD	5.86	744	2542	3.34	3180	172.6	ASHRAE/T
	BSA804SD	8.04	960	3276	3.45	3000	185.0	ASHRAE/T
D	BSD102CK	10.20	1520	5186	3.43	3600	179.3	ASHRAE/T

定速 R134a 立式压缩机 Constant-speed R134a Vertical Compressor

[1 $\phi$ ]220-240V 50Hz

A	BSA586DV	5.86	640	2184	2.61	12/450	162.6	ASHRAE/T
	BSA645DV-2	6.45	730	2491	2.97	10/450	190.1	ASHRAE/T
	BSA725DV-2	7.25	810	2764	2.89	12/450	190.1	ASHRAE/T
	BSA804DV-2	8.04	906	3091	2.90	12/450	211.8	ASHRAE/T
D	BSD102DV	10.20	1179	4023	3.00	25/400	223.0	ASHRAE/T
	BSD104DV	10.40	1184	4040	3.00	15/400	220.9	ASHRAE/T
	BSD122DV-1 B	12.20	1423	4777	2.90	17/400	198.9	ASHRAE/T
	BSD156DV	15.60	1803	6152	3.02	25/400	220.9	ASHRAE/T
L	BSL180DV	18.00	2130	7268	3.06	35/450	264.0	ASHRAE/T

定速 R134a 立式压缩机 Constant-speed R134a Vertical Compressor

[1 $\phi$ ]115-120V 60Hz

D	BSD122DW	12.20	1700	5800	2.76	35/450	220.9	ASHRAE/T
---	----------	-------	------	------	------	--------	-------	----------

定速 R134a 立式压缩机 Constant-speed R134a Vertical Compressor

[1 $\phi$ ]208-230V 60Hz

A	BSA880DN	8.80	1225	4180	2.85	17/450	190.1	ASHRAE/T
D	BSD122DN	12.20	1730	5715	3.04	17/450	198.9	ASHRAE/T

定速 R1234ze 立式压缩机 Constant-speed R1234ze Vertical Compressor

[1 $\phi$ ]220V~240V 50Hz

D	ZSD071DV	7.10	625	2133	3.10	17/400	223.0	ASHRAE/T
	ZSD135DV	13.50	1150	3924	3.10	20/400	227.9	ASHRAE/T
	ZSD156DV	15.60	1352	4613	3.10	25/400	220.9	ASHRAE/T

■ 额定转速 Rotational Speed (Rpm)

系列 Series	型号 Model	排气量 Displacement (cc/rev)	冷量 Cooling Capacity (W)	冷量 Cooling Capacity (Btu/h)	COP (W/W)	电容 Capacitor ( $\mu$ F/v)	压缩机高度 Height (mm)	测试工况 Test Mode
--------------	-------------	---------------------------------	----------------------------------	--------------------------------------	--------------	---------------------------------	-------------------------	-------------------

热泵干衣机用压缩机  
Compressors For Heat Pump Drier

定速 R290 立式压缩机 Constant-speed R290 Vertical Compressor

[1 $\phi$ ]220-240V 50Hz

A	PSA460DV	4.60	742	2532	2.54	12/450	172.6	ASHRAE/T
	PSA586DV	5.86	830	2832	2.46	15/450	172.6	ASHRAE/T
	PSA645DV	6.45	924	3153	2.96	12/420	197.0	ASHRAE/T
	PSA725DV	7.25	1050	3583	2.85	15/420	197.0	ASHRAE/T
D	PSD071DV	7.10	1073	3661	3.27	15/400	223.0	ASHRAE/T
	PSD084DV	8.40	1256	4285	3.20	20/400	223.0	ASHRAE/T
	PSD135DV	13.50	1970	6722	3.08	25/400	227.9	ASHRAE/T

DC变频 R290 立式压缩机 DC Inverter R290 Vertical Compressor

A	PSA586SD	5.86	967	3299	3.32	3180	172.6	ASHRAE/T
D	PSA804SD	8.04	1248	4258	3.43	3000	185.0	ASHRAE/T

设备空调压缩机  
Air Conditioner Compressor

定速 R134a Constant-speed R134a

[1 $\phi$ ]230V 50/60Hz

A	WHP00535BCX	3.57	373	1273	2.40	6.5/450	143.0	ASHRAE/T
	WHP00680BSX	4.60	507	1730	2.45	6/450	163.2	ASHRAE/T
	WHP00990BCX	6.45	710	2423	2.46	8/450	169.0	ASHRAE/T
D	WHP01900BSX	12.20	1415	4828	2.89	17/400	236.4	ASHRAE/T
L	WHP02830BSX	18.00	2130	7268	3.02	35/450	264.0	ASHRAE/T
	WHP03970BSX	25.30	2895	9878	2.90	35/450	264.0	ASHRAE/T

定速 R134a Constant-speed R134a

[1 $\phi$ ]208-230V 60Hz

L	WHP04400BCN	23.20	3300	11260	3.10	35/400	277.5	ASHRAE/T
---	-------------	-------	------	-------	------	--------	-------	----------

定速 R134a Constant-speed R134a

[3 $\phi$ ]380V 50Hz

H	BSH254DC	25.40	3000	10236	3.03	—	293.4	ASHRAE/T
	BSH336DC	33.60	4000	13648	3.23	—	293.4	ASHRAE/T
TH	BTH420DC	42.00	5180	17674	3.43	—	338.9	ASHRAE/T

■ 额定转速 Rotational Speed (Rpm)

系列 Series	型号 Model	排气量 Displacement (cc/rev)	冷量 Cooling Capacity (W)	冷量 Cooling Capacity (Btu/h)	COP (W/W)	电容 Capacitor ( $\mu$ F/v)	压缩机高度 Height (mm)	测试工况 Test Mode
--------------	-------------	---------------------------------	----------------------------------	--------------------------------------	--------------	---------------------------------	-------------------------	-------------------

**机柜用直流变频压缩机**  
Cabinet Air-Con Compressor

**48V DC变频 R134a 48V DC Inverter R134a**

W	BSW014SK	1.40	235	802	2.45	4500	88.5	ASHRAE/T
	BSW020SK	2.00	346	1181	2.45	4500	88.5	ASHRAE/T
A	BSA272SDF	2.72	310	1058	2.95	3000	152.7	ASHRAE/T
	BSA357SDF	3.57	585	1996	2.95	4080	173.2	ASHRAE/T
G	BSG088SDF	8.80	1005	3429	3.35	2900	261.0	ASHRAE/T
	BSG133SDF	13.30	2000	6824	3.35	3600	261.0	ASHRAE/T
L	BSL253SDF	25.30	3030	10338	3.37	2940	279.0	ASHRAE/T
H	BTH356SDF	35.60	4400	15013	3.38	2940	358.0	ASHRAE/T

**220V DC变频 R134a 220V DC Inverter R134a**

A	BSA272SDN	2.72	377	1058	2.95	3600	173.2	ASHRAE/T
	BSA357SDN	3.57	505	1723	3.08	3600	173.2	ASHRAE/T
	BSA586SDM	5.86	744	2539	3.34	3180	173.2	ASHRAE/T
	BSA804SD	8.04	960	3276	3.45	3000	185.0	ASHRAE/T

**220V or 380V 变频 R410A 220V or 380V DC Inverter R410A**

TH	WHP13100AED	35.60	10100	34461	3.2	3300	358.0	ASHRAE/T
	WHP15500AED	41.90	11900	40603	3.25	3300	364.0	ASHRAE/T

**房车空调压缩机 (卧式压缩机)**  
Horizontal Compressor For Room Vehicle Air-Con

**定速 R407C Constant-speed R407C**

[1 $\phi$ ]220-240V 50Hz

DD	CDD091CV	9.10	1560	5323	3.03	15/400	144.7	ASHRAE/T
	CDD127CV	12.70	2280	7779	2.98	20/420	144.7	ASHRAE/T
	CDD156CV	15.60	2801	9557	2.98	25/420	148.0	ASHRAE/T
DL	CDL155SV	15.50	2600	8871	2.99	35/450	161.0	ASHRAE/T
	CDL193SV	19.30	3350	11430	2.99	35/450	161.0	ASHRAE/T
	CDL211SV	21.10	3600	12283	2.95	35/450	161.0	ASHRAE/T
	CDL232SV	23.20	3880	13239	2.83	35/450	161.0	ASHRAE/T

■ 额定转速 Rotational Speed (Rpm)

系列 Series	型号 Model	排气量 Displacement (cc/rev)	冷量 Cooling Capacity (W)	冷量 Cooling Capacity (Btu/h)	COP (W/W)	电容 Capacitor ( $\mu$ F/v)	压缩机高度 Height (mm)	测试工况 Test Mode
--------------	-------------	---------------------------------	----------------------------------	--------------------------------------	--------------	---------------------------------	-------------------------	-------------------

**房车空调压缩机 (卧式压缩机)**  
Horizontal Compressor For Room Vehicle Air-Con

**定速 R410A Constant-speed R410A**

[1 $\phi$ ]220-240V 50Hz

D	ADD102SV	10.20	2420	8155	2.69	30/400	148.0	ASHRAE/T
L	ADL135SV	13.50	3215	10970	2.85	35/450	163.0	ASHRAE/T

**定速 R410A Constant-speed R410A**

[1 $\phi$ ]115-120V 60Hz

DD	ADD071SW	7.10	2035	6943	2.75	50/250	145.0	ASHRAE/T
	ADD102SW	10.20	3038	10366	2.84	50/250	148.0	ASHRAE/T
DL	ADL135SW	13.50	3880	13307	2.72	75/400	163.0	ASHRAE/T

**定速 R410A Constant-speed R410A**

[1 $\phi$ ]208-230V 60Hz

DL	ADL135SN	13.50	3880	13239	2.84	40/400	163.0	ASHRAE/T
	ADL155SN	15.50	4350	14842	2.72	40/400	163.0	ASHRAE/T

**驻车空调压缩机 (立式压缩机)**  
Compressor For Equipment Cooling System

**220V DC变频 R134a 220V DC Inverter R134a**

D	BTD110SK	11.00	1310	4470	3.55	3000	210.0	ASHRAE/T
---	----------	-------	------	------	------	------	-------	----------

**24V DC变频 R134a 24V DC Inverter R134a**

W	BSW014SK-2	1.40	231	788	2.38	4500	88.5	ASHRAE/T
	BSW020SK-2	2.00	344	1174	2.22	4500	88.5	ASHRAE/T
A	BSA357SDE	3.57	400	1365	3.08	3000	152.7	ASHRAE/T
G	BSG133SDE	13.30	1900	6483	3.06	3600	186.0	ASHRAE/T

**220V DC变频 R410A 220V DC Inverter R410A**

D	ASG151SK	15.10	5350	18254	3.18	4020	247.0	ASHRAE/T
---	----------	-------	------	-------	------	------	-------	----------

■ 额定转速 Rotational Speed (Rpm)