

General Catalogue

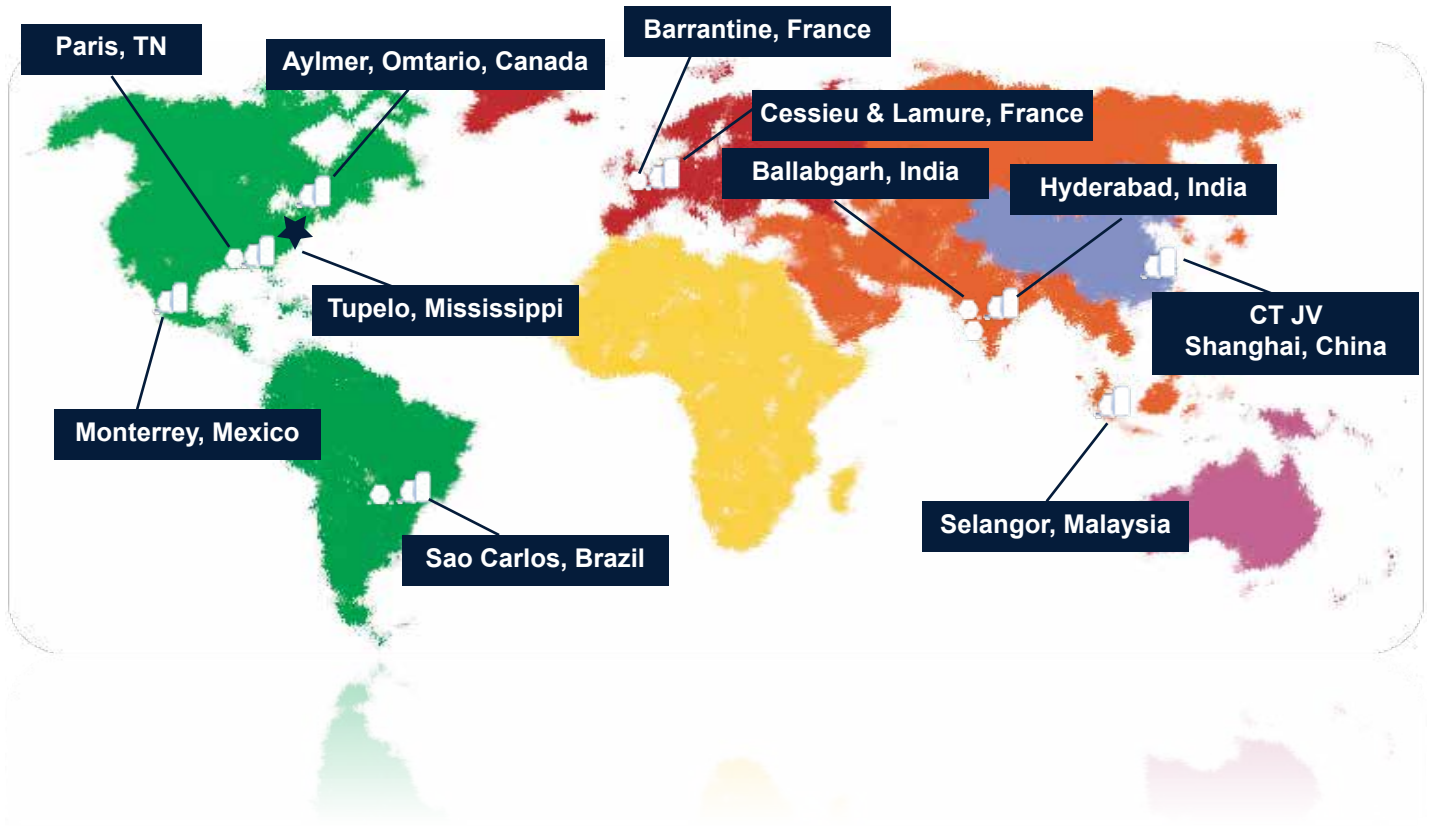
50 Hertz

Cooling For a Better Tomorrow™



Tecumseh

ABOUT TECUMSEH



★ World Headquarters
Ann Arbor, Michigan, USA

 Compressors

 Condensing Units



Demonstrated performance. Tecumseh Products Company is renowned for bringing an extra dimension of product innovation, customer reliance, and product quality to the air conditioning and refrigeration industry. As a result of our innovative spirit and product performance, people rely on our products every day. We literally touch the lives of millions.

Early beginnings. We developed the first “hermetic” compressor for consumer refrigerators in 1937. As the name Tecumseh became synonymous with commercial refrigeration and central home air conditioning, we expanded our product line to include automotive air conditioning compressors in 1953. Our reputation for innovation was further enhanced in 1959 when we developed the first high-speed hermetically-sealed compressor for commercial applications.

A focused company. Although our product manufacturing focus remains constant, Tecumseh has substantially invested in research and development engineering laboratories in North America, Europe, South American and India. We've also partnered with R&D facilities at universities throughout the globe. These facilities are not just responsible for engineering product solutions, but our university partners also provide Life Science Research on how our products interface with mankind and the environment.

Tecumseh innovation. Today, we engineer a full-line of hermetically-sealed compressors for residential and specialty air conditioning, home refrigerators and freezers, and commercial refrigeration. But our expertise doesn't stop there; we also offer a complete line of indoor and outdoor condensing units, evaporator coils, heat pumps, complete refrigeration systems and authorized spare parts.

Global products. Our products can be quickly accessed from manufacturing facilities on four continents when needed on a worldwide basis. We can provide coordination among our global facilities and your plant locations anywhere, so product selection, specifications and delivery of product are assured.

Unwavering commitment. Tecumseh has responded to the challenges of the refrigeration and air conditioning marketplace for over seven decades, leading the way with improved products and service in support of the industry we serve. A company-wide dedication to quality control has already earned Tecumseh the highest quality rating from major refrigeration and air conditioning manufacturers. And the people we employ are honoured to touch so many lives, in so many countries, every day.



* About Tecumseh	Pg. 2 - 3
* General Information	Pg. 5
* Commercial Low Temp. Refrigeration	Pg. 6 - 7
* Commercial High Temp. Refrigeration	Pg. 8 - 12
* Commercial / Domestic Refrigeration	Pg. 13
* Compressor Air Conditioning & Heating	Pg. 14 - 19
* AE ² Enlarged Condensing Unit	Pg. 20 - 23
* EasyPack Version II	Pg. 24 - 27
* Unit Cooler	Pg. 28 - 31
* Semi Hermetic	Pg. 32 - 39
* Notes	Pg. 40 - 41

GENERAL INFORMATION

Rating Condition

Compressors

EN 12900

	Domestic Application	LBP	HP / MHBP	AC
Evaporating Temperature	- 25 °C	- 35 °C	- 10 °C	+ 5 °C
Condensing Temperature	+ 55 °C	+ 40 °C	+ 45 °C	+ 50 °C
Return Gas Temperature	+ 32 °C	+ 20 °C	+ 20 °C	+ 10 °C
Sub-cooling	OK	OK	OK	OK

ASHRAE

	Domestic Application	LBP	HP / MHBP	AC
Evaporating Temperature	- 23.3 °C	- 23.3 °C	- 6.7 °C	+ 7.2 °C
Condensing Temperature	+ 54.5 °C	+ 54.5 °C	+ 54.5 °C	+ 54.5 °C
Return Gas Temperature	+ 32 °C	+ 32 °C	+ 35 °C	+ 35 °C
Sub-cooling	OK	OK	OK	OK

Unit Conversion

*For the conversion of the refrigeration capacity from watt at 50 Hz to:

Btu/hr at 50 Hz, use multiplying factor 3.41

Kcal/hr at 50 Hz, use multiplying factor 0.86

Conversion factor for obtaining the capacity in HP

- in medium and high back pressure and all air conditioning.
(Evap Temp: +7.2 °C, Cond Temp.: 54.5 °C)

$$\text{HP} = \frac{\text{Performance at 60 Hz in Btu/hr}}{12,000}$$

- in low back pressure
(Evap Temp: -23.3 °C, Cond Temp.: 54.5 °C)

$$\text{HP} = \frac{\text{Performance at 60 Hz in Btu/hr}}{4,000}$$

Voltage Code

Code	F	T	KS	GF	CG	CF	JF
Phase	1	3	1	3	1	1	1
50 Hz Rated (V)	220 - 240	400	220-240	400	230	230	230
Approved Range (V)	198 - 264	340 - 440	198-264	340-460	170-260	160-260	160-260
60 Hz Rated (V)	-	440	-	-	-	-	-
Approved Range (V)	-	396 - 499	-	-	-	-	-

Code	FS	JE	XC	XG	GE	GH
Phase	1	1	1	3	1	1
50 Hz Rated (V)	220	230	220-240	380-420	230	230
Approved Range (V)	180-242	180-260	198-264	342-462	180-264	187-264
60 Hz Rated (V)	-	-	-	460	-	-
Approved Range (V)	-	-	-	414-506	-	-

COMMERCIAL LOW TEMPERATURE REFRIGERATION

R-404A

Model	Nominal Power (HP)	Dis./Rev (cm ³)	Compressor								Condensing Unit			Diameter of Connection		
			EN12900 (RTG 20 °C)								EN13215 (RTG 20 °C)			Suction (Inches)	Discharge (Inches)	Liquid Line (Inches)
			Capacity (Watt)			Single Phase		Three Phase		Capacity (Watt)						
			-35 °C	-30 °C	-20 °C	I Nom (Amps)	I Max (Amps)	I Nom (Amps)	I Max (Amps)	-35 °C	-30 °C	-20 °C				
THB2360ZFFZ	1/5	3.40	86	115	190	1.1	1.5	-	-	-	-	-	1/4	3/16	-	
THB2378ZFFZ	1/4	4.20	100	133	219	1.2	1.9	-	-	-	-	-	1/4	3/16	-	
THB2396ZFFZ	1/3	5.20	131	172	277	1.4	2.1	-	-	-	-	-	1/4	3/16	-	
AE2410Z-FZ	1/4	5.02	120	168	291	1.4	2.5	-	-	131	177	284	1/4	3/16	1/4	
AE2415Z-FZ	3/8	7.33	194	260	429	1.9	3.0	-	-	199	255	381	1/4	3/16	1/4	
AE2420Z-FZ	1/2	9.35	246	332	555	2.3	4.4	-	-	258	334	511	3/8	1/4	1/4	
AE2425Z-FZ	5/8	12.01	329	441	723	2.3	4.2	-	-	343	442	669	3/8	1/4	1/4	
CAJ/TAJ2428Z	7/10	15.20	306	434	773	3.3	5.1	1.1	2.1	330	440	699	1/2	1/4	1/4	
CAJ/TAJ2432Z	3/4	18.30	381	542	971	2.5	5.9	1.2	2.2	388	516	801	1/2	5/16	1/4	
CAJ2440Z	1	21.00	463	647	1,135	3.0	5.7	-	-	475	621	953	1/2	5/16	3/8	
CAJ/TAJ2446Z	1	26.15	627	859	1,451	3.8	7.9	1.5	2.9	694	901	1,368	1/2	5/16	3/8	
CAJ/TAJ2464Z	1 1/2	34.45	828	1,116	1,864	5.7	10.0	2.2	3.3	876	1,120	1,667	5/8	3/8	3/8	
FH/TFH2480Z	2	53.20	1,093	1,580	2,775	7.2	16.0	2.8	6.3	1,176	1,570	2,390	5/8	1/2	3/8	
FH/TFH2511Z	2 3/4	74.25	1,509	2,151	3,765	11.5	24.0	3.7	7.2	1,560	2,086	3,260	5/8	1/2	3/8	
TAG2513Z	3 1/4	100.70	1,534	2,358	4,585	-	-	4.2	8.5	1,702	2,474	4,356	7/8	5/8	3/8	
TAG2516Z	4	112.50	2,345	3,156	5,531	-	-	4.6	9.8	2,238	3,000	4,707	7/8	5/8	3/8	
TAG2522Z	5 1/2	134.80	2,685	3,793	6,747	-	-	6.1	12.5	2,843	3,785	5,987	1"1/8	5/8	3/8	
TAG2525Z	6 1/4	145.00	3,012	4,230	7,342	-	-	6.3	13.3	3,199	4,253	6,612	1"1/8	5/8	3/8	

COMMERCIAL LOW TEMPERATURE REFRIGERATION

R-404A

Model	Nominal Power (HP)	Dis./Rev (cm ³)	Compressor								Condensing Unit			Diameter of Connection		
			ASHRAE								EN13215 (RTG 20 °C)					
			Capacity (Watt)			Single Phase		Three Phase			Capacity (Watt)			Suction (Inches)	Discharge (Inches)	Liquid Line (Inches)
			-35 °C	-30 °C	-20 °C	I Nom (Amps)	I Max (Amps)	I Nom (Amps)	I Max (Amps)	-35 °C	-30 °C	-20 °C				
TYA2431ZKS	3/4	18.80	238	441	952	3.6	-	-	-	-	-	-	3/8	1/4	-	
TYA2438ZKS	1	22.33	288	533	1,149	4.0	-	-	-	-	-	-	3/8	1/4	-	
TYA2446ZKS	1 1/3	26.00	361	668	1,440	4.5	-	-	-	-	-	-	3/8	1/4	-	

R-290

Model	Nominal Power (HP)	Dis./Rev (cm ³)	Compressor								Condensing Unit			Diameter of Connection		
			EN12900 (RTG 20 °C)								EN13215 (RTG 20 °C)					
			Capacity (Watt)			Single Phase		Three Phase			Capacity (Watt)			Suction (Inches)	Discharge (Inches)	Liquid Line (Inches)
			-5 °C	0 °C	7.2 °C	I Nom (Amps)	I Max (Amps)	I Nom (Amps)	I Max (Amps)	-5 °C	0 °C	7.2 °C				
AE2410U-FZ	1/4	5.48	113	160	282	1.5	2.3	-	-	-	-	-	1/4	3/16	1/4	
AE2415U-FZ	3/8	8.85	183	256	434	1.9	2.9	-	-	-	-	-	1/4	3/16	1/4	
AE2420U-FZ	1/2	10.96	274	357	567	2.3	3.7	-	-	-	-	-	3/8	1/4	1/4	

COMMERCIAL HIGH TEMPERATURE REFRIGERATION

R-404A

Model	Nominal Power (HP)	Dis./Rev (cm ³)	Compressor								Condensing Unit			Diameter of Connection		
			EN12900 (RTG 20 °C)								EN13215 (RTG 20 °C)			Suction (Inches)	Discharge (Inches)	Liquid Line (Inches)
			Capacity (Watt)			Single Phase		Three Phase		Capacity (Watt)						
			-5 °C	0 °C	7.2 °C	I Nom (Amps)	I Max (Amps)	I Nom (Amps)	I Max (Amps)	-5 °C	0 °C	7.2 °C				
AE4425Z-FZ	1/8	4.24	362	446	593	1.8	2.8	-	-	397	464	564	1/4	3/16	1/4	
THB4428ZFZ	1/8	5.00	439	528	677	2.9	3.3	-	-	-	-	-	1/4	3/16	1/4	
AE4430Z-FZ	1/4	5.16	447	547	717	2.1	2.9	-	-	519	608	742	1/4	3/16	1/4	
AE4440Z-FZ	1/3	6.69	603	737	968	2.7	3.7	-	-	708	829	1,014	3/8	1/4	1/4	
AE4450Z-FZ	3/8	8.85	791	959	1,243	3.4	5.1	-	-	870	1,000	1,188	3/8	1/4	1/4	
AE4460Z-FZ	1/2	10.33	952	1,144	1,469	4.3	5.9	-	-	915	1,028	1,191	3/8	1/4	1/4	
AE4470Z-FZ	5/8	12.01	1,129	1,349	1,718	3.7	5.3	-	-	1,299	1,497	1,800	3/8	1/4	1/4	
CAJ/TAJ9480Z	2/3	15.20	1,271	1,554	2,036	4.3	6.7	1.8	3.0	1,477	1,717	2,078	1/2	5/16	3/8	
CAJ/TAJ9510Z	1	18.30	1,594	1,945	2,544	5.3	8.0	2.1	3.0	1,782	2,061	2,482	5/8	5/16	3/8	
CAJ/TAJ9513Z	1 1/8	24.20	2,016	2,489	3,286	6.5	10.2	2.5	3.6	2,048	2,327	2,690	5/8	5/16	3/8	
CAJ/TAJ4517Z	1 1/2	25.95	2,263	2,757	3,595	7.3	12.7	3.0	4.0	2,542	2,938	3,539	5/8	3/8	3/8	
CAJ/TAJ4519Z	1 3/5	34.50	2,966	3,619	4,716	9.9	15.2	4.0	4.8	3,255	3,750	4,464	5/8	3/8	3/8	
FH/TFH4522Z	1 4/5	39.90	2,970	3,734	5,036	9.7	16.0	3.9	5.4	3,314	3,869	4,686	5/8	1/2	3/8	
FH/TFH4524Z	2	43.50	3,395	4,249	5,682	10.7	18.1	4.3	7.7	3,546	4,114	4,934	5/8	1/2	3/8	
FH/TFH4531Z	2 3/5	56.60	4,505	5,573	7,266	14.1	22.4	5.3	9.0	5,221	6,117	7,443	7/8	1/2	1/2	
FH/TFH4540Z	3 2/7	74.20	5,635	6,912	9,013	19.4	27.0	7.5	9.2	6,339	7,384	8,878	7/8	1/2	1/2	
TAG4546Z	3 4/5	90.20	6,134	7,867	10,859	-	-	7.0	11.4	7,582	9,047	11,268	7/8	5/8	5/8	
TAG4553Z	4 2/5	100.70	6,957	8,865	12,151	-	-	7.8	13.4	8,128	9,605	11,817	7/8	5/8	5/8	
TAG4561Z	5	112.50	7,914	9,953	13,438	-	-	9.0	14.0	9,205	10,820	13,221	1"1/8	5/8	5/8	
TAG4568Z	5 5/7	124.40	9,463	11,787	15,730	-	-	10.2	15.2	10,911	12,804	15,675	1"1/8	5/8	5/8	
TAG4573Z	6	134.80	10,122	12,567	16,755	-	-	11.4	19.0	11,377	13,236	16,027	1"1/8	5/8	5/8	
TAG4581Z	6 3/4	145.00	11,189	13,710	17,997	-	-	12.7	20.8	12,207	13,953	16,201	1"1/8	5/8	5/8	

COMMERCIAL HIGH TEMPERATURE REFRIGERATION

R-404A

Model	Nominal Power (HP)	Dis./Rev (cm ³)	Compressor							Condensing Unit			Diameter of Connection		
			ASHRAE							EN13215 (RTG 20 °C)					
			Capacity (Watt)			Single Phase		Three Phase		Capacity (Watt)			Suction (Inches)	Discharge (Inches)	Liquid Line (Inches)
			-12.2 °C	-6.7 °C	7.2 °C	I Nom (Amps)	I Max (Amps)	I Nom (Amps)	I Max (Amps)	-35 °C	-30 °C	-20 °C			
TYA9456ZKS	1/2	19.00	1,057	1,435	2,579	6.3	-	-	-	-	-	-	3/8	1/4	-
TYA9472ZKS	5/8	22.30	1,294	1,757	3,158	6.2	-	-	-	-	-	-	3/8	1/4	-
TYA9486ZKS	3/4	26.00	1,537	2,086	3,750	7.6	-	-	-	-	-	-	3/8	1/4	-

R-22

Model	Nominal Power (HP)	Dis./Rev (cm ³)	Compressor							Condensing Unit			Diameter of Connection		
			ASHRAE							EN13215 (RTG 20 °C)					
			Capacity (Watt)			Single Phase		Three Phase		Capacity (Watt)			Suction (Inches)	Discharge (Inches)	Liquid Line (Inches)
			-6.7 °C	0 °C	7.2 °C	I Nom (Amps)	I Max (Amps)	I Nom (Amps)	I Max (Amps)	-5 °C	0 °C	7.2 °C			
AWS4515EGF	1 1/4	30.60	2,514	3,501	3,812	-	-	2.3	3.5	2,524	3,211	3,655	-	-	-
AWS4524EGF	2	43.26	3,259	4,299	5,718	-	-	3.4	4.2	3,199	3,999	5,522	-	-	-
AWS4532EGF	2 2/3	54.30	4,626	5,858	7,742	-	-	4.3	5.1	4,533	5,524	7,514	-	-	-
AWS4538EGF	3 1/6	63.00	5,212	7,125	9,355	-	-	5.4	6.3	5,165	6,812	9,124	-	-	-

COMMERCIAL HIGH TEMPERATURE REFRIGERATION

R-22

Model	Nominal Power (HP)	Dis./Rev (cm ³)	Compressor							Condensing Unit			Diameter of Connection		
			EN12900 (RTG 20 °C)							EN13215 (RTG 20 °C)			Suction (Inches)	Discharge (Inches)	Liquid Line (Inches)
			Capacity (Watt)			Single Phase		Three Phase		Capacity (Watt)					
			-5 °C	0 °C	7.2 °C	I Nom (Amps)	I Max (Amps)	I Nom (Amps)	I Max (Amps)	-5 °C	0 °C	7.2 °C			
AE4425E-FZ	1/8	4.24	366	457	612	1.7	2.8	-	-	-	-	-	1/4	3/16	1/4
AE4430E-FZ	1/4	5.16	468	577	764	2.0	2.9	-	-	-	-	-	1/4	3/16	1/4
AE4440E-FZ	1/3	6.69	603	744	989	2.4	3.5	-	-	-	-	-	3/8	1/4	1/4
AE4450E-FZ	3/8	8.02	726	899	1,195	3.0	4.9	-	-	-	-	-	3/8	1/4	1/4
AE4460E-FZ	1/2	10.33	952	1,176	1,534	3.7	5.4	-	-	-	-	-	3/8	1/4	1/4
AE4470E-FZ	1/2	12.01	1,221	1,490	2,138	3.8	5.4	-	-	-	-	-	3/8	1/4	1/4
CAJ/TAJ9480T	2/3	15.20	1,218	1,510	2,024	3.9	5.3	1.7	2.8	1,362	1,609	1,997	1/2	5/16	3/8
CAJ/TAJ9510T	1	18.30	1,527	1,882	2,501	4.7	7.5	1.8	3.1	1,612	1,903	2,365	5/8	5/16	3/8
CAJ/TAJ9513T	1 1/8	24.20	1,974	2,453	3,287	6.0	9.6	2.3	3.7	1,970	2,315	2,845	5/8	5/16	3/8
CAJ4517E	1 1/2	25.95	2,293	2,826	3,670	6.1	10.0	-	-	2,450	2,916	3,667	5/8	3/8	3/8
TAJ4517T	1 1/2	25.95	2,293	2,826	3,670	-	-	2.5	3.7	2,450	2,916	3,667	5/8	3/8	3/8
TAJ4519T	1 4/7	34.50	3,076	3,731	4,791	-	-	3.5	4.2	3,124	3,693	4,578	5/8	3/8	3/8
FH/TFH4522F	1 5/6	39.95	3,092	3,911	5,265	8.4	12.1	3.7	4.6	3,317	3,950	4,956	5/8	1/2	3/8
FH/TFH4524F	2	43.50	3,401	4,281	5,769	9.6	13.8	3.9	4.9	3,476	4,156	5,222	5/8	1/2	3/8
FH/TFH4531F	2 1/2	56.65	4,772	5,864	7,613	12.6	21.0	4.8	6.6	5,127	6,031	7,445	7/8	1/2	3/8
TFH4540F	3 1/3	74.25	6,067	7,596	9,973	-	-	6.1	8.4	6,111	7,248	9,013	7/8	1/2	3/8
TAG4546T	3 5/6	90.20	6,322	8,142	11,290	-	-	6.6	10.0	6,858	8,431	11,019	7/8	5/8	3/8
TAG4553T	4 5/6	100.70	7,483	9,503	12,916	-	-	7.4	12.0	7,939	9,576	12,221	7/8	5/8	3/8
TAG4561T	5	112.50	8,620	10,977	15,027	-	-	9.0	15.0	9,239	11,108	14,029	1"1/8	5/8	1/2
TAG4568T	5 2/3	124.40	9,737	12,395	16,876	-	-	9.6	15.6	10,466	12,307	15,165	1"1/8	5/8	1/2
TAG4573T	6 1/8	134.80	10,493	13,275	18,114	-	-	11.0	18.0	11,289	13,057	15,769	1"1/8	5/8	1/2
TAG4581T	6 3/4	145.00	11,250	13,988	18,754	-	-	9.6	15.6	12,274	14,236	16,882	1"1/8	5/8	1/2

COMMERCIAL HIGH TEMPERATURE REFRIGERATION

R-290

Model	Nominal Power (HP)	Dis./Rev (cm ³)	Compressor								Condensing Unit			Diameter of Connection		
			EN12900 (RTG 20 °C)								EN13215 (RTG 20 °C)					
			Capacity (Watt)			Single Phase		Three Phase			Capacity (Watt)			Suction (Inches)	Discharge (Inches)	Liquid Line (Inches)
			-5 °C	0 °C	7.2 °C	I Nom (Amps)	I Max (Amps)	I Nom (Amps)	I Max (Amps)	-5 °C	0 °C	7.2 °C				
AE4425U-FZ	1/8	5.02	395	483	630	1.6	2.2	-	-	-	-	-	1/4	3/16	1/4	
AE4430U-FZ	1/4	6.12	473	577	752	1.9	2.6	-	-	-	-	-	1/4	3/16	1/4	
AE4440U-FZ	1/3	8.02	620	748	966	2.4	3.3	-	-	-	-	-	3/8	1/4	1/4	
AE4450U-FZ	3/8	10.33	836	1,007	1,297	3.0	4.4	-	-	-	-	-	3/8	1/4	1/4	
AE4460U-FZ	1/2	12.01	918	1,124	1,472	3.6	5.1	-	-	-	-	-	3/8	1/4	1/4	

R-134a

Model	Nominal Power (HP)	Dis./Rev (cm ³)	Compressor								Condensing Unit			Diameter of Connection		
			EN12900 (RTG 20 °C)								EN13215 (RTG 20 °C)					
			Capacity (Watt)			Single Phase		Three Phase			Capacity (Watt)			Suction (Inches)	Discharge (Inches)	Liquid Line (Inches)
			-5 °C	0 °C	7.2 °C	I Nom (Amps)	I Max (Amps)	I Nom (Amps)	I Max (Amps)	-5 °C	0 °C	7.2 °C				
THB4410YFZ	1/12	2.73	144	182	249	0.8	0.9	-	-	179	220	291	1/4	3/16	1/4	
THB4413YFZ	1/9	3.40	171	216	295	1.0	1.6	-	-	207	254	331	1/4	3/16	1/4	
THB4415YFZ	1/8	4.00	214	268	359	1.2	1.3	-	-	252	306	391	1/4	3/16	1/4	
THB4419YFZ	1/6	5.00	241	304	413	1.4	1.6	-	-	278	338	434	1/4	3/16	1/4	
THB4422YFZ	1/5	5.90	307	380	507	1.6	1.8	-	-	343	410	513	1/4	3/16	1/4	

COMMERCIAL HIGH TEMPERATURE REFRIGERATION

R-134a

Model	Nominal Power (HP)	Dis./Rev (cm³)	Compressor								Condensing Unit			Diameter of Connection		
			EN12900 (RTG 20 °C)								EN13215 (RTG 20 °C)			Suction (Inches)	Discharge (Inches)	Liquid Line (Inches)
			Capacity (Watt)			Single Phase		Three Phase		Capacity (Watt)						
			-5 °C	0 °C	7.2 °C	I Nom (Amps)	I Max (Amps)	I Nom (Amps)	I Max (Amps)	-5 °C	0 °C	7.2 °C				
AE4425Y-FZ	1/8	6.69	348	443	605	1.6	2.4	-	-	374	452	568	1/4	3/16	1/4	
AE4430Y-FZ	1/4	8.02	450	566	769	2.1	3.1	-	-	506	612	780	1/4	3/16	1/4	
AE4440Y-FZ	1/3	10.33	591	733	981	2.5	3.7	-	-	624	739	917	5/16	1/4	1/4	
AE4450Y-FZ	3/8	13.24	779	964	1,285	3.1	4.6	-	-	831	984	1,221	3/8	1/4	1/4	
AE4456Y-FZ	1/2	14.51	854	1,052	1,394	3.6	5.2	-	-	918	1,087	1,384	3/8	1/4	1/4	
AE4460Y-FZ	1/2	15.09	889	1,098	1,454	3.0	4.7	-	-	953	1,130	1,402	3/8	1/4	1/4	
THK9384YCG	1/11	4.00	256	328	408	1.2	-	-	-	-	-	-	1/4	3/16	-	
CAJ/TAJ4452Y	2/5	15.20	711	920	1,287	3.5	5.5	1.1	1.8	782	936	1,169	1/2	1/4	1/4	
CAJ/TAJ4461Y	1/2	18.30	888	1,131	1,566	4.0	5.9	1.4	2.2	943	1,119	1,387	1/2	1/4	1/4	
CAJ4476Y	2/3	21.80	1,043	1,343	1,862	4.9	7.2	-	-	1,200	1,457	1,860	1/2	1/4	3/8	
CAJ/TAJ4492Y	3/4	25.95	1,313	1,681	2,317	5.6	8.4	1.7	2.8	1,495	1,804	2,284	1/2	5/16	3/8	
CAJ/TAJ4511Y	1	32.70	1,744	2,195	2,966	5.1	8.6	2.1	3.4	1,843	2,184	2,692	5/8	5/16	3/8	
CAJ4513Y	1	34.45	1,862	2,334	3,143	5.8	9.9	-	-	2,193	2,657	3,398	5/8	5/16	3/8	
FH/TFH4518Y	1 1/2	53.20	2,405	3,179	4,525	7.8	11.2	3.4	4.2	2,818	3,422	4,379	5/8	1/2	3/8	
FH/TFH4525Y	2	74.25	3,442	4,456	6,245	9.8	15.2	3.9	6.7	3,507	4,232	5,359	5/8	1/2	3/8	
TAG4528Y	2 1/3	90.20	3,432	4,675	6,791	-	-	4.3	9.4	4,072	5,052	6,599	7/8	5/8	3/8	
TAG4534Y	2 5/6	100.70	4,344	5,739	8,101	-	-	4.7	10.4	4,839	5,965	7,752	7/8	5/8	3/8	
TAG4537Y	3	112.50	4,957	6,514	9,156	-	-	5.4	10.0	5,479	6,687	8,576	7/8	5/8	3/8	
TAG4543Y	3 3/5	124.40	5,187	6,890	9,847	-	-	5.6	10.0	5,939	7,304	9,474	7/8	5/8	3/8	

Model	Nominal Power (HP)	Dis./Rev (cm³)	Compressor								Condensing Unit			Diameter of Connection		
			ASHRAE								EN13215 (RTG 20 °C)			Suction (Inches)	Discharge (Inches)	Liquid Line (Inches)
			Capacity (Watt)			Single Phase		Three Phase		Capacity (Watt)						
			-15 °C	-3.9 °C	7.2 °C	I Nom (Amps)	I Max (Amps)	I Nom (Amps)	I Max (Amps)	-35 °C	-30 °C	-20 °C				
TYA4475YKS	2/3	22.30	511	1,283	2,079	3.9	-	-	-	-	-	-	3/8	1/4	-	
TYA4489YKS	3/4	26.00	590	1,482	2,401	4.8	-	-	-	-	-	-	3/8	1/4	-	

COMMERCIAL / DOMESTIC REFRIGERATION

R-134a

Model	Nominal Power (HP)	Dis./Rev (cm ³)	Compressor							Condensing Unit			Diameter of Connection		
			EN12900 (RTG 20 °C)							EN13215 (RTG 20 °C)					
			Capacity (Watt)			Single Phase		Three Phase		Capacity (Watt)			Suction (Inches)	Discharge (Inches)	Liquid Line (Inches)
			-5 °C	0 °C	7.2 °C	I Nom (Amps)	I Max (Amps)	I Nom (Amps)	I Max (Amps)	-5 °C	0 °C	7.2 °C			
AE1390Y-FZ	1/6	8.02	74	109	205	1.4	-	-	-	-	-	-	1/4	3/16	-
AE2390Y-FZ	1/6	8.02	60	100	195	1.3	-	-	-	-	-	-	1/4	3/16	-
AE2410Y-FZ	1/4	9.39	85	120	228	1.4	-	-	-	-	-	-	1/4	3/16	-
AE2413Y-FZ	1/3	12.01	109	157	291	1.8	-	-	-	-	-	-	1/4	3/16	-
AE2415Y-FZ	3/8	12.48	126	186	329	1.7	-	-	-	-	-	-	1/4	3/16	-

Model	Nominal Power (HP)	Dis./Rev (cm ³)	Compressor							Condensing Unit			Diameter of Connection		
			EN12900 (RTG 20 °C)							EN13215 (RTG 20 °C)					
			Capacity (Watt)			Single Phase		Three Phase		Capacity (Watt)			Suction (Inches)	Discharge (Inches)	Liquid Line (Inches)
			-35 °C	-30 °C	-20 °C	I Nom (Amps)	I Max (Amps)	I Nom (Amps)	I Max (Amps)	-40 °C	-30 °C	-20 °C			
THG1335YKS	1/9	3.79	29	43	84	0.5	0.8	-	-	45	64	114	1/4	3/16	-
THG1340YKS	1/9	4.23	35	53	102	0.6	1.0	-	-	55	80	131	1/4	3/16	-
THG1350YS	1/8	5.58	44	64	121	0.7	1.1	-	-	73	97	162	1/4	3/16	-

Model	Nominal Power (HP)	Dis./Rev (cm ³)	Compressor							Condensing Unit			Diameter of Connection		
			ASHRAE							EN13215 (RTG 20 °C)					
			Capacity (Watt)			Single Phase		Three Phase		Capacity (Watt)			Suction (Inches)	Discharge (Inches)	Liquid Line (Inches)
			-6.7 °C	0 °C	7.2 °C	I Nom (Amps)	I Max (Amps)	I Nom (Amps)	I Max (Amps)	-5 °C	0 °C	7.2 °C			
THK1330YCG	1/10	3.14	30	82	155	0.7	7.0	-	-	-	-	-	-	-	-
THK1340YCF	1/9	4.00	46	107	195	0.8	8.1	-	-	-	-	-	-	-	-
THK1351YJF	1/8	5.01	58	135	245	1.0	8.5	-	-	-	-	-	-	-	-
THK1365YCG	1/6	5.90	75	158	290	1.0	9.0	-	-	-	-	-	-	-	-
THK1374YFS	1/5	6.90	80	175	319	1.2	11.0	-	-	-	-	-	-	-	-
THK2390YJE	1/4	8.20	111	217	395	0.9	-	-	-	-	-	-	-	-	-

COMPRESSOR AIR CONDITIONING AND HEATING (AC)

R-22

Model	Nominal Power (HP)	Dis./Rev (cm ³)	Compressor								Diameter of Connection		
			EN12900 (RTG 20 °C)										
			Capacity (Watt)			Single Phase		Three Phase			Suction (Inches)	Discharge (Inches)	Liquid Line (Inches)
			-5 °C	0 °C	7.2 °C	I Nom (Amps)	I Max (Amps)	I Nom (Amps)	I Max (Amps)				
AE5465E	1/2	12.00	945	1,183	1,581	3.2	5.7	-	-	3/8	1/4	-	
AE5470E	3/5	13.30	1,019	1,283	1,727	3.4	5.7	-	-	3/8	1/4	-	
AJ5510F	5/6	18.60	1,320	1,748	2,460	5.2	7.3	-	-	3/8	1/4	-	
AJ5512E	1	21.75	1,589	2,030	2,794	5.9	8.2	-	-	3/8	1/4	-	
AJ5513E	1 1/9	24.20	1,928	2,414	3,232	6.0	8.8	-	-	3/8	1/4	-	
AJ/TAJ5515E	1 1/4	25.95	2,209	2,753	3,652	7.2	12.0	2.7	3.7	1/2	5/16	-	
AJ5518E	1 1/2	32.70	2,822	3,475	4,589	9.9	13.1	-	-	1/2	5/16	-	
AJ/TAJ5519E	1 4/7	34.45	2,770	3,479	4,702	10.0	13.6	3.9	5.4	1/2	5/16	-	
FH/TFH5522E	1 5/6	39.95	2,974	3,812	5,257	9.0	14.5	3.8	5.8	5/8	3/8	-	
FH/TFH5524E	2	43.50	3,278	4,187	5,749	10.0	16.1	4.0	5.8	5/8	3/8	-	
FH/TFH5527E	2 1/4	49.10	3,686	4,703	6,522	12.0	19.5	4.2	6.5	5/8	3/8	-	
FH/TFH5531E	2 4/7	56.65	4,590	5,720	7,583	14.1	23.0	4.8	6.3	3/4	3/8	-	
FH/TFH5540E	3 1/3	74.25	5,483	6,936	9,406	18.6	30.5	6.4	10.0	3/4	3/8	-	
TAG5546E	3 5/6	90.20	6,027	7,929	11,307	-	-	6.6	7.5	7/8	1/2	-	
TAG5553E	4 3/7	100.70	7,116	9,209	12,996	-	-	7.4	12.0	7/8	1/2	-	
TAG5561E	5	112.50	8,298	10,715	14,938	-	-	9.0	15.0	7/8	1/2	-	
TAG5568E	5 2/3	124.40	9,321	11,997	16,758	-	-	9.6	15.6	7/8	1/2	-	
TAG5573E	6	134.80	9,946	12,777	17,912	-	-	11.0	18.0	7/8	1/2	-	
TAGD5590E	7 1/2	180.40	12,078	15,872	22,617	-	-	13.2	20.0	1"1/8	5/8	-	
TAGD5610E	8 1/3	201.40	14,245	18,436	26,019	-	-	14.8	24.0	1"1/8	5/8	-	
TAGD5612E	10	225.00	16,625	21,448	29,881	-	-	18.0	30.0	1"3/8	5/8	-	
TAGD5614E	11 2/3	248.80	18,653	24,019	33,558	-	-	19.0	31.0	1"3/8	5/8	-	
TAGD5615E	12 1/2	269.60	19,907	25,577	35,864	-	-	22.0	36.0	1"3/8	5/8	-	

COMPRESSOR AIR CONDITIONING AND HEATING (AC)

R-22

Model	Nominal Power (HP)	Dis./Rev (cm ³)	Compressor							Diameter of Connection		
			ASHRAE							Suction (Inches)	Discharge (Inches)	Liquid Line (Inches)
			Capacity (Watt)			Single Phase		Three Phase				
			-6.7 °C	0 °C	7.2 °C	I Nom (Amps)	I Max (Amps)	I Nom (Amps)	I Max (Amps)			
AWG5524EXC	2	43.10	2,991	3,958	5,801	9.4	15.5	-	-	-	-	-
AVA5535EXC	3	62.36	4,076	5,601	8,585	13.4	21.4	-	-	-	-	-
AVA5535EXG	3	62.36	4,897	6,744	10,314	-	-	4.8	7.9	-	-	-
AVA5538EXC	3 1/6	67.01	4,487	6,158	9,376	14.6	27.0	-	-	-	-	-
AVA5538EXG	3 1/6	67.01	5,513	7,419	11,251	-	-	5.3	8.0	-	-	-
AVA5542EXC	3 1/2	73.27	4,956	6,803	10,372	15.6	25.8	-	-	-	-	-
AVA5542EXG	3 1/2	73.27	6,158	8,240	12,453	-	-	6.0	9.6	-	-	-
AVA5546EXC	3 5/6	78.97	5,425	7,449	11,354	18.4	28.6	-	-	-	-	-
AVA5546EXG	3 5/6	78.97	6,451	8,885	13,625	-	-	6.6	10.9	-	-	-
AVA5555EXG	4 4/7	91.04	8,533	11,173	16,115	-	-	7.8	13.4	-	-	-
AGC5553EXG	4 2/5	100.67	7,038	10,000	15,822	-	-	7.8	12.1	-	-	-
AGC5561EXG	5	112.44	8,446	11,583	17,873	-	-	9.5	14.8	-	-	-
AGC5568EXG	5 2/3	124.32	9,530	12,991	19,924	-	-	10.6	16.6	-	-	-
AGA5573EXG	6	135.10	10,499	14,281	21,243	-	-	11.8	18.5	-	-	-

COMPRESSOR AIR CONDITIONING AND HEATING (AC)

R-22

Model	Nominal Power (HP)	Dis./Rev (cm ³)	Compressor							Diameter of Connection		
			EN12900 (RTG 20 °C)									
			Capacity (Watt)			Single Phase		Three Phase		Suction (Inches)	Discharge (Inches)	Liquid Line (Inches)
			-5 °C	0 °C	7.2 °C	I Nom (Amps)	I Max (Amps)	I Nom (Amps)	I Max (Amps)			
RK5480E	2/3	11.40	1,206	1,458	1,895	2.8	4.8	-	-	1/2	5/16	-
RK5490E	3/4	12.90	1,395	1,678	2,172	3.1	5.6	-	-	1/2	5/16	-
RK5510E	5/6	14.60	1,568	1,909	2,468	3.5	5.6	-	-	1/2	5/16	-
RK5512E	1	16.30	1,755	2,108	2,726	4.0	7.0	-	-	1/2	5/16	-
RK5513E	1 1/9	18.10	1,946	2,350	3,040	4.3	6.9	-	-	1/2	5/16	-
RK5515E	1 1/4	21.40	2,245	2,725	3,543	5.3	8.5	-	-	5/8	5/16	-
RK5518E	1 1/2	24.40	2,632	3,194	4,128	6.4	10.2	-	-	5/8	5/16	-
RGA5480E	2/3	11.50	1,262	1,518	1,957	2.8	4.8	-	-	3/8	5/16	-
RGA5492E	3/4	12.80	1,415	1,710	2,206	3.1	5.2	-	-	1/2	5/16	-
RGA5510E	5/6	14.30	1,433	1,753	2,307	3.6	5.9	-	-	1/2	5/16	-
RGA5512E	1	16.10	1,749	2,108	2,728	4.0	7.0	-	-	1/2	5/16	-
HGA5467E	1/2	9.52	952	1,170	1,549	2.4	4.0	-	-	3/8	5/16	-
HGA5480E	2/3	11.50	1,180	1,441	1,888	2.9	5.0	-	-	3/8	5/16	-
HGA5485E	5/7	11.75	1,249	1,521	1,995	2.9	5.2	-	-	3/8	5/16	-
HGA5492E	3/4	12.80	1,292	1,591	2,102	3.1	5.2	-	-	1/2	5/16	-
HGA5510E	5/6	14.30	1,568	1,884	2,422	3.6	5.9	-	-	1/2	5/16	-
HGA5512E	1	16.10	1,735	2,104	2,718	4.0	7.1	-	-	1/2	5/16	-

COMPRESSOR AIR CONDITIONING AND HEATING (AC)

R-22

Model	Nominal Power (HP)	Dis./Rev (cm ³)	Compressor							Diameter of Connection		
			ASHRAE									
			Capacity (Watt)			Single Phase		Three Phase		Suction (Inches)	Discharge (Inches)	Liquid Line (Inches)
			-5 °C	0 °C	7.2 °C	I Nom (Amps)	I Max (Amps)	I Nom (Amps)	I Max (Amps)			
AWR5524EGE	2	43.26	-	4,926	6,069	10.0	51.0	-	-	1/2	3/8	-
AWR5530EGH	2 1/2	50.60	3,398	4,721	7,386	11.7	79.0	-	-	5/8	3/8	-
AWR5532EGH	3	54.30	-	5,571	7,859	12.2	79.0	-	-	5/8	3/8	-
AWR5535EGH	3	59.00	-	5,718	8,646	13.2	85.0	-	-	5/8	3/8	-
AWR5538EXC	3 1/6	63.00	-	5,865	9,232	14.2	92.0	-	-	5/8	3/8	-

R-134a

Model	Nominal Power (HP)	Dis./Rev (cm ³)	Compressor							Diameter of Connection		
			EN12900 (RTG 20 °C)									
			Capacity (Watt)			Single Phase		Three Phase		Suction (Inches)	Discharge (Inches)	Liquid Line (Inches)
			-5 °C	0 °C	7.2 °C	I Nom (Amps)	I Max (Amps)	I Nom (Amps)	I Max (Amps)			
RK5450Y	3/7	11.40	759	936	1,256	1.8	2.8	-	-	1/2	5/16	-
RK5480Y	2/3	18.10	1,242	1,533	2,050	2.9	5.7	-	-	1/2	5/16	-
RK5512Y	1	24.40	1,596	1,967	2,622	4.0	6.0	-	-	5/8	5/16	-
HGA5433Y	2/7	7.13	446	559	759	1.2	2.0	-	-	3/8	5/16	-
HGA5450Y	3/7	11.50	719	898	1,212	2.0	3.8	-	-	3/8	5/16	-
HGA5460Y	1/2	12.75	780	979	1,330	2.1	4.0	-	-	1/2	5/16	-

COMPRESSOR AIR CONDITIONING AND HEATING (AC)

R407C

Model	Nominal Power (HP)	Dis./Rev (cm ³)	Compressor								Diameter of Connection		
			EN12900 (RTG 20 °C)										
			Capacity (Watt)			Single Phase		Three Phase			Suction (Inches)	Discharge (Inches)	Liquid Line (Inches)
			-5 °C	0 °C	7.2 °C	I Nom (Amps)	I Max (Amps)	I Nom (Amps)	I Max (Amps)				
AE5465C	1/2	12.00	791	1,047	1,491	3.0	6.0	-	-	3/8	1/4	-	
AE5470C	3/5	13.30	821	1,094	1,565	3.5	5.7	-	-	3/8	1/4	-	
AJ5510C	5/6	18.60	871	1,313	2,082	4.6	7.3	-	-	3/8	1/4	-	
AJ5512C	1	21.75	1,327	1,814	2,874	5.9	9.3	-	-	3/8	1/4	-	
AJ5513C	1 1/9	24.20	1,526	2,085	3,074	6.0	9.3	-	-	3/8	1/4	-	
AJ/TAJ5515C	1 1/4	25.95	1,831	2,435	3,487	7.3	12.0	2.8	3.8	1/2	5/16	-	
AJ5518C	1 1/2	32.70	2,509	3,209	4,420	9.7	14.0	-	-	1/2	5/16	-	
AJ/TAJ5519C	1 4/7	34.45	2,581	3,330	4,636	9.9	15.0	4.1	5.4	1/2	5/16	-	
FH/TFH5522C	1 5/6	39.95	2,492	3,356	4,864	8.2	15.0	3.5	7.1	5/8	3/8	-	
FH/TFH5524C	2	43.50	2,695	3,572	5,224	9.2	17.0	3.9	6.7	5/8	3/8	-	
FH/TFH5527C	2 1/4	49.10	3,130	4,136	6,020	11.8	20.4	4.2	7.0	5/8	3/8	-	
FH/TFH5531C	2 4/7	56.65	3,642	4,784	6,817	13.7	24.5	4.7	8.4	3/4	3/8	-	
FH/TFH5540C	3 1/3	74.25	4,825	6,315	8,921	18.0	31.5	5.0	10.6	3/4	3/8	-	
TAG5546C	3 5/6	90.20	4,468	6,297	9,589	-	-	5.9	10.1	7/8	1/2	-	
TAG5553C	4 3/7	100.70	5,622	7,833	11,705	-	-	6.7	12.0	7/8	1/2	-	
TAG5561C	5	112.50	6,803	9,154	13,373	-	-	7.9	14.6	7/8	1/2	-	
TAG5568C	5 2/3	124.40	7,849	10,416	14,897	-	-	8.9	15.8	7/8	1/2	-	
TAG5573C	6	134.80	8,723	11,496	16,346	-	-	9.8	18.5	7/8	1/2	-	
TAGD5590C	7 1/2	180.40	8,933	12,600	19,155	-	-	11.8	20.2	1"1/8	5/8	-	
TAGD5610C	8 1/3	201.40	11,269	15,673	23,348	-	-	13.4	24.0	1"1/8	5/8	-	
TAGD5612C	10	225.00	13,643	18,339	26,583	-	-	15.8	29.2	1"3/8	5/8	-	
TAGD5614C	11 2/3	248.80	15,719	20,843	29,724	-	-	17.8	32.0	1"3/8	5/8	-	
TAGD5615C	12 1/2	269.60	17,407	22,965	32,829	-	-	19.6	37.0	1"3/8	5/8	-	

COMPRESSOR AIR CONDITIONING AND HEATING (AC)

R407C

Model	Nominal Power (HP)	Dis./Rev (cm³)	Compressor							Diameter of Connection		
			EN12900 (RTG 20 °C)							Suction (Inches)	Discharge (Inches)	Liquid Line (Inches)
			Capacity (Watt)			Single Phase		Three Phase				
			-5 °C	0 °C	7.2 °C	I Nom (Amps)	I Max (Amps)	I Nom (Amps)	I Max (Amps)			
RK5480C	2/3	11.40	1,123	1,381	1,829	2.8	4.8	-	-	1/2	5/16	-
RK5490C	3/4	12.90	1,184	1,481	1,989	3.2	6.0	-	-	1/2	5/16	-
RK5510C	5/6	14.60	1,456	191	2,371	3.7	6.7	-	-	1/2	5/16	-
RK5512C	1	16.30	1,590	1,965	2,612	4.1	6.7	-	-	1/2	5/16	-
RK5513C	1 1/9	18.10	1,771	2,176	2,876	4.5	7.5	-	-	1/2	5/16	-
RK5515C	1 1/4	21.40	2,158	2,651	3,504	5.4	8.8	-	-	5/8	5/16	-
RK/TRK5518C	1 1/2	24.40	2,477	3,039	4,013	6.6	12.2	2.7	4.3	5/8	5/16	-
RGA5450C	3/7	7.13	642	802	1,078	1.7	3.2	-	-	3/8	5/16	-
RGA5460C	1/2	8.55	809	1,005	1,348	2.0	3.7	-	-	3/8	5/16	-
RGA5472C	3/5	10.24	977	1,209	1,616	2.5	4.7	-	-	3/8	5/16	-
RGA5480C	2/3	11.50	1,076	1,347	1,832	2.8	4.6	-	-	3/8	5/16	-
RGA5492C	3/4	12.80	1,209	1,516	2,057	3.0	5.8	-	-	1/2	5/16	-
RGA5510C	5/6	14.30	1,349	1,699	2,322	3.6	6.1	-	-	1/2	5/16	-
RGA5512C	1	16.10	1,496	1,878	2,548	4.0	7.0	-	-	1/2	5/16	-
HGA5450C	3/7	7.13	642	802	1,078	1.7	3.2	-	-	3/8	5/16	-
HGA5456C	1/2	7.95	832	1,014	1,332	1.9	3.3	-	-	3/8	5/16	-
HGA5460C	1/2	8.55	809	1,005	1,348	2.0	3.7	-	-	3/8	5/16	-
HGA5472C	3/5	10.24	977	1,209	1,616	2.5	4.7	-	-	3/8	5/16	-
HGA5480C	2/3	11.50	1,084	1,345	1,799	2.7	4.6	-	-	3/8	5/16	-
HGA5492C	3/4	12.80	1,210	1,517	2,059	3.0	5.8	-	-	1/2	5/16	-
HGA5510C	5/6	14.30	1,348	1,698	2,322	3.6	6.1	-	-	1/2	5/16	-
HGA5512C	1	16.10	1,497	1,879	2,549	4.0	7.0	-	-	1/2	5/16	-

AE² ENLARGED CONDENSING UNIT



Compact

Efficient

Tecumseh Reliability

FEATURES AND PERFORMANCE

- No modification of your installation, upgrade performance
- No modification of the panel dimension
- Same connection (size and placement) for each condensing unit
- The improved COP of the AE² compressor is transferred to the condensing unit (COP improved by +10 to +20%)
- Suitable for high ambient temperature
- Bigger condenser for better heat rejection



AE² ENLARGED CONDENSING UNIT - HBP

R-404A

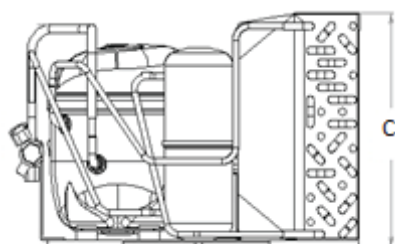
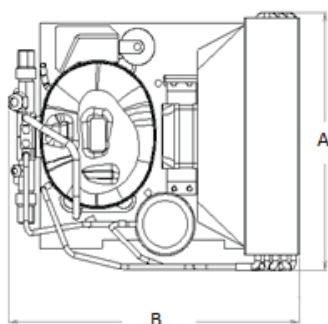
R-134a

Model	Refrigerant	Nominal Power (HP)	Capacity (W) at Te=-5 °C		Diameter of Connection		Single Phase		Condenser Fan		Weight (kg)	Bases
			Ambient (°C)		Suction (Inches)	Liquid (Inches)	I Nom (Amps)	I Max (Amps)	Nos	Dia (mm)		
			32	43								
AE4425	ZHR-FZ	1/8	432	347	3/8	1/4	2.0	3.0	1	200	18.9	I
	YHR-FZ		402	339			1.8	2.6				
AE4430	ZHR-FZ	1/4	525	424	3/8	1/4	2.7	3.5	1	250	23.5	II
	YHR-FZ		510	438			2.7	3.7				
AE4440	ZHR-FZ	1/3	692	559	3/8	1/4	3.3	4.3	1	250	24.1	II
	YHR-FZ		656	561			3.1	4.5				
AE4450	ZHR-FZ	3/8	980	796	3/8	1/4	4.0	5.7	1	300	26.5	III
	YHR-FZ		870	738			3.7	5.2				
AE4456	ZHR-FZ	1/2	-	-	3/8	1/4	-	-	1	300	26.1	III
	YHR-FZ		984	846			4.2	5.8				
AE4460	ZHR-FZ	1/2	1,141	929	3/8	1/4	4.9	6.5	1	300	26.1	III
	YHR-FZ		1,022	875			3.6	5.3				
AE4470	ZHR-FZ	5/8	1,316	1,092	3/8	1/4	4.3	5.9	1	300	28.2	III
	YHR-FZ		-	-			-	-				

AE² ENLARGED CONDENSING UNIT - LBP

R-404A

Model	Refrigerant	Nominal Power (HP)	Capacity (W) at Te=-25 °C		Diameter of Connection		Single Phase		Condenser Fan		Weight (kg)	Bases
			Ambient (°C)		Suction (Inches)	Liquid (Inches)	I Nom (Amps)	I Max (Amps)	Nos	Dia (mm)		
			32	43								
AE2415	ZBR-FZ	3/8	339	272	3/8	1/4	2.1	3.2	1	200	20.3	I
AE2420	ZBR-FZ	1/2	437	340	3/8	1/4	2.9	5.0	1	250	24.1	II
AE2425	ZBR-FZ	5/8	609	500	3/8	1/4	2.9	4.8	1	300	27.5	III



Bases	Description	A	B	C
I	Overall Unit	304	350	253
II	Overall Unit	328	485	292
III	Overall Unit	425	480	338

Dimension given in mm



EASYPACK VERSION II

EASYPACK VERSION II



Easy

Affordable

Tecumseh Simplicity

FEATURES AND PERFORMANCE

- All units fitted with dual pressure controls
- Compressor / fan motor wired
- Liquid line isolating valves
- Suction isolating valves

Ease of service	: Simple in its design. No unnecessary complicated electronics
Proven reliability	: Retains use of reciprocating technology in an innovative way
Availability	: Units held in stock
Affordable	: Competitively priced
Adaptability	: Adaptable to a wide range of applications



EASYPACK VERSION II - HIGH BACK PRESSURE

R-404A

R-22

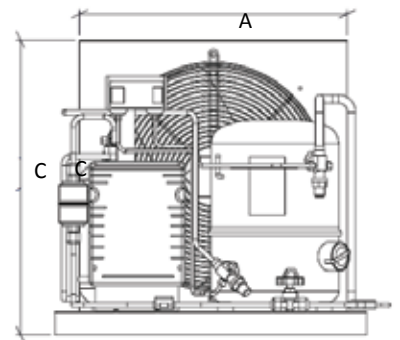
Model	Nominal Power (HP)	Ambient (°C)	Capacity (W) at Te=-5 °C		Diameter of Connection		Single Phase		Three Phase		Condenser Fan		Weight (kg)	Bases	Unit Cooler
			Refrigerant		Suction (Inches)	Liquid (Inches)	I Nom (Amps)	I Max (Amps)	I Nom (Amps)	I Max (Amps)	Nos	Dia (mm)			
			R404A (Z)	R22 (F/T)											
EPS/EP H4517	1 1/2	32	2,697	m	5/8	3/8	7.8	11.3	3.4	4.4	1	400	60.0	I	TEM-H-3.0/15
		43	2,186	2,174											
EPS/EP H4519	1 3/5	32	3,621	3,325	5/8	3/8	10.7	16.0	4.6	5.4	1	400	60.0	I	TEM-H-3.0/15
		43	2,960	2,914											
EPS/EP H4524	2	32	3,854	3,795	5/8	1/2	11.0	19.0	4.2	6.9	1	400	73.0	I	TEM-H-4.1/20
		43	3,357	3,326											
EPS/EP H4531	2 3/5	32	5,576	5,243	7/8	1/2	14.8	28.0	5.4	9.0	1	400	78.0	I	TEM-H-5.0/25
		43	4,856	4,596											
EPS/EP H4540	2 2/7	32	6,701	6,365	7/8	1/2	20.0	28.8	7.0	10.4	1	400	80.0	I	TEM-H-8.0/40
		43	5,837	5,580											
EP H4546	3 4/5	32	8,009	7,094	7/8	5/8	-	-	8.6	13.7	2	400	110.0	II	TEM-H-8.0/40
		43	6,975	6,219											
EP H4553	4 2/5	32	8,576	8,008	7/8	5/8	-	-	8.9	14.5	2	400	118.0	II	TEM-H-8.0/40
		43	7,473	7,013											
EP H4561	5	32	9,596	9,408	1"1/8	5/8	-	-	10.1	17.0	2	400	118.0	II	TEM-H-11.2/55
		43	8,361	8,246											
EP H4568	5 5/7	32	11,480	10,723	1"1/8	5/8	-	-	11.3	16.3	2	400	135.0	II	TEM-H-11.2/55
		43	10,003	9,399											
EP H4573	6	32	11,975	11,136	1"1/8	5/8	-	-	13.0	21.0	2	400	135.0	II	TEM-H-11.2/55
		43	10,430	9,764											
EP H4581	6 3/4	32	12,716	-	1"1/8	5/8	-	-	15.2	23.0	2	400	135.0	III	TEM-H-11.2/55
		43	10,385	-											

EASYPACK VERSION II - LOW BACK PRESSURE

R-404A

R-22

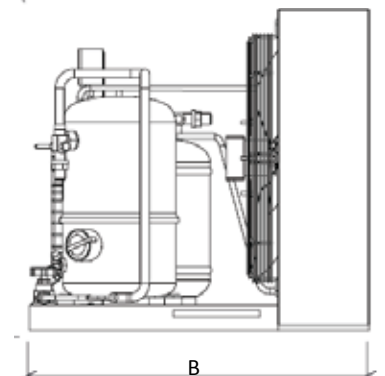
Model	Nominal Power (HP)	Ambient (°C)	Capacity (W) at Te=-25 °C		Diameter of Connection		Single Phase		Three Phase		Condenser Fan		Weight (kg)	Bases	Unit Cooler
			Refrigerant		Suction (Inches)	Liquid (Inches)	I Nom (Amps)	I Max (Amps)	I Nom (Amps)	I Max (Amps)	Nos	Dia (mm)			
			R404A (Z)	R22 (F)											
EPS/EP L2480	2	32	2,270	-	5/8	3/8	8.3	20.1	3.0	4.3	1	400	73.0	I	TEM-L-2.2/12
		43	1,897	-											
EPS/EP L2511	2 3/4	32	2,906	-	5/8	3/8	12.9	25.5	4.0	5.9	1	400	80.0	I	TEM-L-3.7/22
		43	2,413	-											
EP L2513	3 1/4	32	3,513	-	7/8	3/8	-	-	5.0	9.3	1	400	91.4	I	TEM-L-3.7/22
		43	2,569	-											
EP L2516	4	32	4,011	-	7/8	3/8	-	-	5.4	10.7	2	400	110.0	II	TEM-L-5.6/30
		43	3,329	-											
EP L2522	5 1/2	32	5,250	-	1"1/8	3/8	-	-	6.9	14.7	2	400	118.0	II	TEM-L-5.6/30
		43	4,069	-											
EP L2525	6 1/4	32	5,402	-	1"1/8	3/8	-	-	7.4	14.4	2	400	108.0	II	TEM-L-5.6/30
		43	4,189	-											



Accessories (Optional)	Filter Drier
	Sight Glass
	Hand Valve
	Weather Shield
	Packaging

Bases	Description	A	B	C
I	Bracket	600	600	-
	Overall Unit	600	600	558
II	Bracket	974	590	-
	Overall Unit	1072	590	565
III	Bracket	1060	690	-
	Overall Unit	1060	690	673

Dimension given in mm



UNIT COOLER



Compact

Easy Installation

Your Tecumseh Unit Coolers

FEATURES AND PERFORMANCE

- Compact
- Light in weight
- Rapidly temperature pull down
- Preserve the product's freshness
- Able to match with different capacity condensing unit
- Adopted rolled aluminum casing with epoxy plastic anti-erode paint
- Low noise fan motor
- Easy drainage
- Good stainless steel heater for defrost
- Easy installation

Nomenclature

TEM	H	2.2	/	7
Tecumseh Euro-Malaysia	Application	Rated Capacity in kW	-	External Surface (m ²)

Application Parameters		
Code	Application	Fin Spacing (mm)
H	High Back Pressure	4.5
L	Low Back Pressure	6.0

UNIT COOLER

R-404A

COMMERCIAL HIGH TEMPERATURE REFRIGERATION

Model	Rated Capacity ΔT = 7 K (W) (Room = 0 °C)	Fan Motor					Defrost Heater			Weight (kg)
		Nos	Dia Φ (mm)	Air Volume (m ³ /hr)	Motor Power (W)	Volt (V)	Coil (W)	Drain Pan (W)	Volt (V)	
TEM-H-3.0/15	3,000	2	Φ 300	2 x 1700	2 x 90	220	900	600	220	30.0
TEM-H-4.1/20	4,100	2	Φ 300	2 x 1700	2 x 90	220	1,200	600	220	37.0
TEM-H-5.0/25	5,000	3	Φ 300	3 x 1700	3 x 90	220	1,200	600	220	49.0
TEM-H-8.0/40	8,000	2	Φ 400	2 x 3000	2 x 250	220	1,500	600	220	68.0
TEM-H-11.2/55	11,200	2	Φ 400	2 x 3000	2 x 250	220	2,100	600	220	77.0
TEM-H-16.2/80	16,200	2	Φ 500	2 x 6000	2 x 550	380	3,000	600	220	120.0
TEM-H-21.3/105	21,300	2	Φ 500	2 x 6000	2 x 550	380	4,200	600	220	132.0
TEM-H-25.0/125	25,000	3	Φ 500	3 x 6000	3 x 550	380	4,800	780	220	182.0
TEM-H-32.6/160	32,600	3	Φ 500	3 x 6000	3 x 550	380	6,000	800	220	193.0
TEM-H-37.6/185	37,600	4	Φ 500	4 x 6000	4 x 550	380	7,200	900	220	230.0
TEM-H-42.7/210	42,700	4	Φ 500	4 x 6000	4 x 550	380	7,800	900	220	260.0
TEM-H-57.4/280	57,400	4	Φ 500	4 x 6000	4 x 550	380	10,470	900	220	290.0

COMMERCIAL LOW TEMPERATURE REFRIGERATION

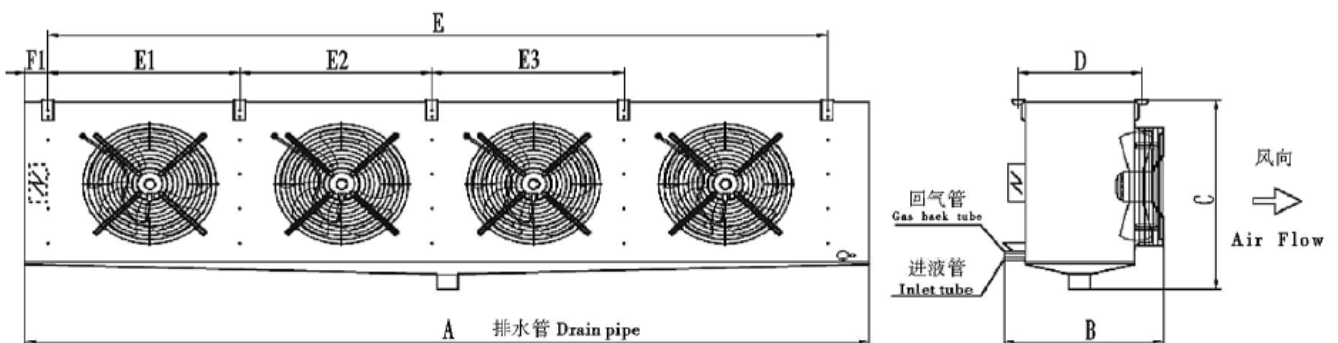
Model	Rated Capacity ΔT = 7 K (W) (Room = -18 °C)	Fan Motor					Defrost Heater			Weight (kg)
		Nos	Dia Φ (mm)	Air Volume (m ³ /hr)	Motor Power (W)	Volt (V)	Coil (W)	Drain Pan (W)	Volt (V)	
TEM-L-2.2/12	2,200	2	Φ 300	2 x 1700	2 x 90	220	1,800	900	220	27.0
TEM-L-3.7/22	3,700	3	Φ 300	3 x 1700	3 x 90	220	1,800	1,200	220	45.0
TEM-L-5.6/30	5,600	2	Φ 400	2 x 3000	2 x 250	220	3,000	1,200	220	65.0
TEM-L-7.5/40	7,500	2	Φ 400	2 x 3000	2 x 250	220	4,200	1,200	220	73.0
TEM-L-11.2/60	11,200	2	Φ 500	2 x 6000	2 x 550	380	6,000	1,200	220	115.0
TEM-L-14.9/80	14,900	2	Φ 500	2 x 6000	2 x 550	380	7,800	1,200	220	125.0
TEM-L-18.7/100	18,700	3	Φ 500	3 x 6000	3 x 550	380	9,600	1,500	220	170.0
TEM-L-22.4/120	22,400	3	Φ 500	3 x 3000	3 x 250	380	12,000	1,500	220	180.0
TEM-L-26.2/140	26,200	4	Φ 500	4 x 6000	4 x 550	380	13,800	2,100	220	210.0
TEM-L-30.0/160	30,000	4	Φ 500	4 x 6000	4 x 550	380	15,600	2,100	220	240.0

UNIT COOLER

R-404A

DIMENSION

Model	A	B	C	D	E	E1	E2	E3	F1	Connection (Inch)		
										Liquid	Suction	Drainage
TEM-H-3.0/15 TEM-L-2.2/12	1000	440	490	325	780	-	-	-	80	1/2	3/4	3/4
TEM-H-4.1/20 TEM-H-5.0/25 TEM-L-3.7/22	1130	440	490	325	910	-	-	-			7/8	
TEM-H-8.0/40 TEM-L-5.6/30	1330	470	630	365	1060	-	-	-			1"1/8	
TEM-H-11.2/55 TEM-L-7.5/40	1600	470	630	365	1330	-	-	-	95	5/8	1"1/4	1"
TEM-H-16.2/80 TEM-L-11.2/60	1920	635	730	435	1650	800	-	-			1"1/2	
TEM-H-21.3/105 TEM-L-14.9/80	1920	635	730	435	1650	800	-	-			3/4	
TEM-H-25.0/125 TEM-L-18.7/100	2720	635	730	435	2450	800	800	-	95	3/4	1"1/2	1"1/2
TEM-H-32.6/160 TEM-L-22.4/120	2720	635	730	435	2450	800	800	-			1"7/8	
TEM-H-37.6/185 TEM-L-26.2/140	3520	635	730	435	3250	800	800	800			7/8	
TEM-H-42.7/210 TEM-L-30.0/160	3520	635	730	435	3250	800	800	800				
TEM-H-57.4/280	3520	725	830	525	3250	800	800	800				



Dimension given in mm

SEMI-HERMETIC

SEMI-HERMETIC COMPRESSOR AND CONDENSING UNIT



**Reliable, Compact, Robust
More Capacity, Tecumseh version**

FEATURES AND PERFORMANCE

Tecumseh Capacity

To complement our existing ranges, we have selected high and low pressure R404A compressors, from 6HP up to 30HP. Our semi-hermetic unit include:

- a semi-hermetic compressor
- an air-cooled HTA version twin-fan condenser
(up to 46 °C ambient temperature)
- a large liquid receiver
- discharge vibration absorber
- suction and discharge valves
- silentbloc system
- electronic protection module
- crankcase heater

Tecumseh Efficiency

The best of semi-hermetic technology now available in Tecumseh range. With our units, you can fit a frequency converter (Inverter), a power regulator and/or a unload start-up system for improved energy consumption.

Tecumseh Interchangeability

The semi-hermetic compressor lets the user monitor changes in refrigerants and access the mechanics of the system. We put all of the accessories at your disposal to help you develop your installation, regulate the capacity and even reconfigure the compressor.

Tecumseh Robustness

The semi-hermetic compressor represents **tried and tested technology** which is constantly being improved.

- multi- refrigerant compressors R404A, R134a, R22, R407C, R507
- optimized valve-plates
- centrifugal disk lubrication
- thermistors within the electric coils linked to an INT protection module

SEMI-HERMETIC

Compressor Nomenclature

SH	4	591	Z	YZ
Compressor family	Application	BTU Capacity (First digit) Rated BTU Capacity (Last two digits)	Refrigerant	Supply

In this example (5) total digits,
Example: 91,000 Btu/hr

Application Parameters
Evap. Temp.
2 = Low
4 = High

Primary Refrigerant
Z = R404A/R507

YZ = Electric motor for direct start [DOL]
MZ = Electric motor for part winding start [PWS]

Condensing Unit Nomenclature

SHT	4	591	Z	H	R
Compressor family	Application	BTU Capacity (First digit) Rated BTU Capacity (Last two digits)	Refrigerant	Suction Pressure	R for unit with receiver tank

In this example (5) total digits,
Example: 91,000 Btu/hr

Application Parameters
Evap. Temp.
2 = Low
4 = High

Primary Refrigerant
Z = R404A/R507

Pressure Codes
H = High
B = Low

SEMI-HERMETIC

Compressor Model (High Temperature Refrigeration)	SH4550ZYZ SH4552ZYZ SH4564ZYZ	SH4576ZYZ SH4587ZYZ SH4591ZYZ SH4610ZYZ SH4612ZYZ	SH4613ZMZ SH4622ZMZ SH4615ZMZ SH4620ZMZ	SH4623ZMZ SH4627ZMZ SH4632ZMZ SH4636ZMZ	SH4641ZMZ SH4648ZMZ SH4661ZMZ
Electric motor for direct start [DOL], motor winding with PTC thermistor ● 220-240V/380-420V/3/50Hz	√	√			
Electric motor for part winding start [PWS], motor winding with PTC thermistor ● 380-420V/3/50Hz /// 440-480V/3/60Hz			√	√	√
Electronic control unit T00ECA01 (motor winding temperature monitor)	√				
Electronic control unit T00ECA01D (motor winding temperature monitor and diagnostic)	▲	√	√		
Electronic control unit T00ECA11D (motor winding and discharge temperature monitor and diagnostic)				√	√
Forced lubrication with reversible pump				√	√
Electronic switch oil differential pressure Kriwan®				√	√
Oil charge POE (polyolester)	√ [32cSt]	√ [32cSt]	√ [32cSt]	√ [68cSt]	√ [68cSt]
Crankcase heater [230V, other voltage on request]	▲ [50 W]	▲ [70 W]	▲ [70 W]	▲ [150 W]	▲ [150 W]
Opto-electronic oil level control [T00WK252]	▲	▲	▲	▲	▲
Oil level regulator T00EC1900 [230V]	▲	▲	▲	▲	▲
Discharge temperature sensor		▲	▲	√	√
Capacity control [230V coil, other voltages on request]		▲ 100% 50%	▲ 100% 50%	▲ 100% 50%	▲ 100% 66-33%
Unloaded start [230V coil, other voltages on request]		▲	▲	▲	▲
Suction and discharges valves	√	√	√	√	√
Additional cooling fan motor [230V]	▲ [SZ-FM1]	▲ [SZ-FM9]	▲ [SZ-FM2S]	▲ [SZ-FM2V]	▲ [SZ-FM3]
Flange + oil equalizing valve	▲	▲	▲	▲	▲
Rubber antivibration mountings [other dimensions and hardness on request]	▲ [30x30] [45Sh]	▲ [40x40] [45Sh]	▲ [50x50] [55Sh]	▲ [30x50] [55Sh]	▲ [50x40] [55Sh]
Compressor Model (Low Temperature Refrigeration)	SH2511ZYZ SH2517ZYZ SH2519ZYZ SH2520ZYZ SH2524ZYZ SH2526ZYZ	SH2529ZYZ SH2534ZYZ SH2542ZYZ SH2552ZYZ	SH2553ZMZ SH2568ZMZ SH2575ZMZ	SH2579ZMZ SH2594ZMZ SH2610ZMZ SH2611ZMZ SH2614ZMZ	SH2613ZMZ SH2615ZMZ SH2621ZMZ

√ Standard ▲ Optional

SEMI-HERMETIC COMPRESSOR

R-404A

COMMERCIAL HIGH TEMPERATURE REFRIGERATION

Model	No of Cylinder	Displacement (m ³ /h)	EN12900 (RTG 20 °C) Capacity (Watt)			Current		Diameter of Connection		Oil Charge (cm ³)	Weight (kg)
			-15 °C	-10 °C	-5 °C	I Nom (Amps)	I Max (Amps)	Suction (Inches)	Discharge (Inches)		
SH 4550ZYZ	2	13.15	4,710	5,840	7,150	8.4	8.8	1"1/8	5/8	1,200	49.0
SH 4552ZYZ	2	15.36	5,550	6,790	8,240	9.6	10.1	1"1/8	5/8	1,200	49.0
SH 4564ZYZ	2	16.40	6,110	7,560	9,250	10.7	11.6	1"1/8	3/4	1,200	55.0
SH 4576ZYZ	4	21.18	7,160	9,000	11,081	10.6	11.6	1"1/8	3/4	1,600	79.0
SH 4587ZYZ	4	23.91	8,230	10,290	12,680	11.9	13.8	1"1/8	7/8	1,600	79.0
SH 4591ZYZ	4	24.69	8,640	10,730	13,164	12.6	12.7	1"1/8	7/8	1,600	79.0
SH 4610ZYZ	4	28.02	10,210	12,620	15,409	16.4	17.6	1"3/8	1"1/8	1,600	79.0
SH 4612ZYZ	4	32.66	11,800	14,570	17,778	18.6	20.0	1"3/8	1"1/8	1,600	79.0
SH 4613ZMZ	4	32.80	12,190	14,980	18,190	18.6	20.4	1"3/8	1"1/8	2,900	117.0
SH 4615ZMZ	4	41.32	14,020	17,630	21,829	20.7	22.4	1"3/8	1"1/8	2,900	120.0
SH 4620ZMZ	4	51.50	19,640	24,050	29,128	30.1	32.4	1"5/8	1"1/8	2,900	126.0
SH 4622ZMZ	4	56.00	21,690	26,530	32,090	34.9	38.4	1"5/8	1"1/8	2,900	132.0
SH 4623ZMZ	4	58.48	20,480	25,750	31,900	32.5	35.3	2"1/8	1"3/8	4,000	174.0
SH 4627ZMZ	4	70.77	24,810	31,050	38,340	38.2	43.5	2"1/8	1"3/8	4,000	184.0
SH 4632ZMZ	4	83.81	30,380	37,830	46,490	44.3	49.2	2"1/8	1"3/8	4,000	187.0
SH 4636ZMZ	4	93.05	31,850	40,270	50,090	45.8	53.1	2"1/8	1"3/8	4,000	192.0
SH 4641ZMZ	6	106.16	38,310	47,670	58,650	50.7	60.2	2"1/8	1"3/8	3,700	223.0
SH 4648ZMZ	6	125.72	44,350	55,400	68,340	58.1	71.9	2"5/8	1"5/8	7,200	240.0
SH 4661ZMZ	6	154.38	54,580	68,090	83,770	73.9	90.4	2"5/8	1"5/8	7,200	244.0

SEMI-HERMETIC COMPRESSOR

R-404A

COMMERCIAL LOW TEMPERATURE REFRIGERATION

Model	No of Cylinder	Displacement (m ³ /h)	EN12900 (RTG 20 °C) Capacity (Watt)				Current		Diameter of Connection		Oil Charge (cm ³)	Weight (kg)
			-35 °C	-30 °C	-25 °C	-20 °C	I Nom (Amps)	I Max (Amps)	Suction (Inches)	Discharge (Inches)		
SH 2511ZYZ	2	9.880	1,430	1,950	2,550	3,260	3.9	5.5	5/8	1/2	1,000	38.0
SH 2517ZYZ	2	13.150	2,140	2,830	3,670	4,660	8.8	12.4	7/8	5/8	1,200	45.0
SH 2517ZYZ	2	13.150	2,140	2,830	3,670	4,660	5.0	7.1	7/8	5/8	1,200	45.0
SH 2519ZYZ	2	15.360	2,400	3,180	4,100	5,200	5.5	8.4	7/8	5/8	1,200	45.0
SH 2520ZYZ	2	16.400	2,530	3,430	4,500	5,750	6.4	9.9	1"1/8	5/8	1,200	49.0
SH 2524ZYZ	2	17.930	3,120	4,060	5,170	6,470	6.9	10.0	1"1/8	5/8	1,200	49.0
SH 2526ZYZ	2	19.120	3,470	4,440	5,590	6,940	7.3	9.8	1"1/8	5/8	1,200	49.0
SH 2529ZYZ	4	23.910	3,500	4,780	6,300	8,070	7.2	11.7	1"1/8	3/4	1,600	79.0
SH 2534ZYZ	4	28.020	4,435	5,956	7,750	9,867	8.8	14.0	1"3/8	7/8	1,600	79.0
SH 2542ZYZ	4	32.660	5,514	7,227	9,250	11,628	9.8	14.4	1"3/8	1"1/8	1,600	79.0
SH 2552ZYZ	4	35.860	6,643	8,661	11,040	13,811	12.8	19.4	1"3/8	1"1/8	1,600	79.0
SH 2553ZMZ	4	41.320	6,860	9,280	12,080	15,330	12.1	20.3	1"3/8	1"1/8	2,900	117.0
SH 2568ZMZ	4	51.500	9,146	11,915	15,080	18,767	15.9	24.5	1"3/8	1"1/8	2,900	120.0
SH 2575ZMZ	4	56.000	9,914	13,059	16,660	20,867	20.7	30.7	1"5/8	1"1/8	2,900	130.0
SH 2579ZMZ	4	58.480	10,330	13,550	17,240	21,530	21.4	31.1	1"5/8	1"1/8	4,000	170.0
SH 2594ZMZ	4	70.770	12,260	16,100	20,480	25,570	22.1	32.2	1"5/8	1"1/8	4,000	174.0
SH 2610ZMZ	4	83.810	13,500	17,990	23,310	29,560	26.3	42.6	1"5/8	1"1/8	4,000	180.0
SH 2611ZMZ	4	93.050	13,680	18,780	24,810	31,860	28.7	52.3	2"1/8	1"3/8	4,000	200.0
SH 2614ZMZ	4	102.860	16,050	21,860	28,740	36,760	34.2	45.0	2"1/8	1"3/8	4,000	190.0
SH 2613ZMZ	6	106.160	16,530	22,510	29,670	38,150	32.6	53.6	2"1/8	1"3/8	3,700	220.0
SH 2615ZMZ	6	125.720	19,490	26,320	34,480	44,100	34.7	55.7	2"1/8	1"3/8	7,200	229.0
SH 2621ZMZ	6	154.380	27,440	35,960	45,590	56,710	45.8	77.9	2"5/8	1"5/8	7,200	240.0

SEMI-HERMETIC CONDENSING UNIT

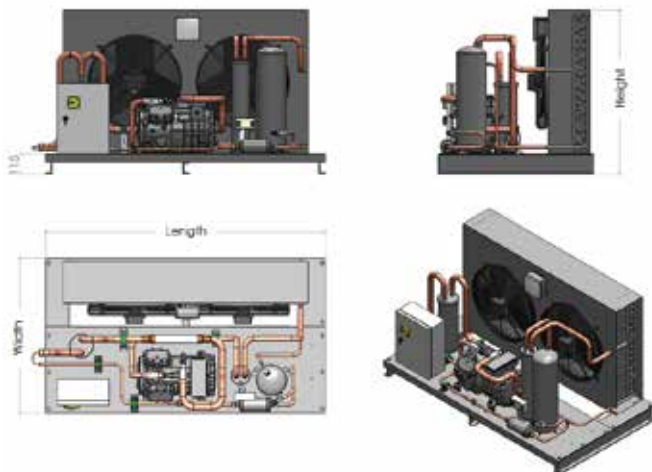
R-404A

COMMERCIAL HIGH TEMPERATURE REFRIGERATION

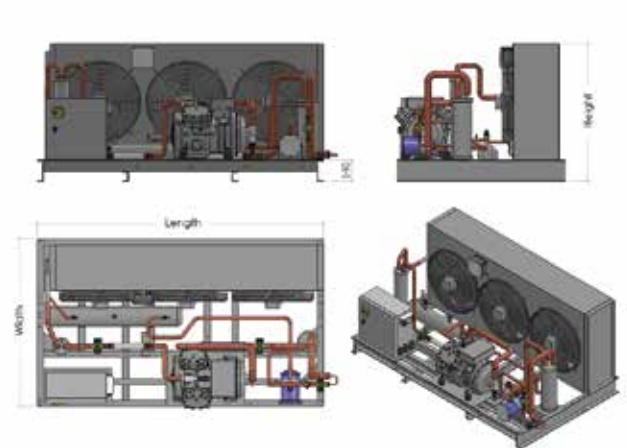
Model	EN13215 (RTG 20 °C) Capacity (Watt)			Current (Amps)		Diameter of Connection		Condenser Fan		Weight (kg)	Bases
	-15 °C	-10 °C	-5 °C	I Nom	I Max	Suction (Inches)	Liquid (Inches)	Nos	Dia. (mm)		
SHT 4576ZHR	8,592	10,299	12,069	13.1	14.1	1"1/8	5/8	2	500	177.0	II
SHT 4591ZHR	10,777	12,815	14,991	15.1	15.2	1"1/8	5/8	2	500	177.0	II
SHT 4610ZHR	11,839	14,082	16,459	18.9	20.1	1"3/8	5/8	2	500	182.0	II
SHT 4612ZHR	13,551	16,269	19,258	21.1	22.5	1"3/8	5/8	2	500	186.0	II
SHT 4615ZHR	17,292	20,446	23,743	23.2	24.9	1"3/8	7/8	2	500	232.0	II
SHT 4620ZHR	23,168	27,033	30,973	32.6	34.9	1"5/8	7/8	2	500	232.0	II
SHT 4622ZHR	23,860	28,120	32,720	38.5	42.4	1"5/8	7/8	3	500	320.0	III
SHT 4627ZHR	27,470	32,250	37,360	41.6	47.5	2"1/8	7/8	4	500	372.0	IV
SHT 4632ZHR	35,110	41,340	48,130	46.4	53.2	2"1/8	7/8	4	500	375.0	IV

DIMENSION

Base I and II



Base III




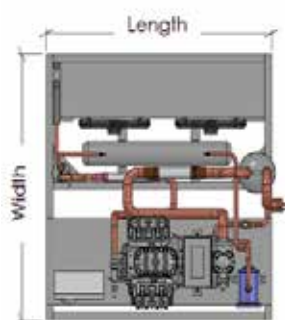
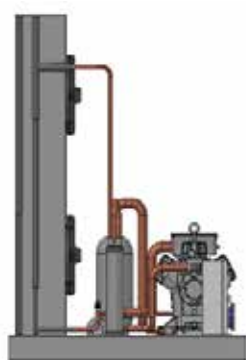
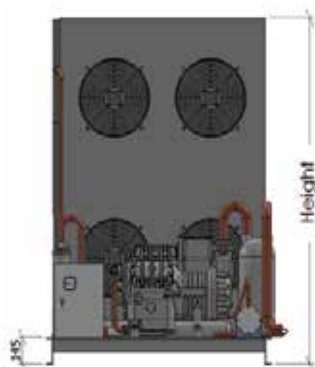
SEMI-HERMETIC CONDENSING UNIT

R-404A

COMMERCIAL LOW TEMPERATURE REFRIGERATION

Model	EN13215 (RTG 20 °C) Capacity (Watt)			Current (Amps)		Diameter of Connection		Condenser Fan		Weight (kg)	Bases
	-35 °C	-30 °C	-25 °C	I Nom	I Max	Suction (Inches)	Liquid (Inches)	Nos	Dia. (mm)		
SHT 2534ZBR	4,738	6,181	7,825	11.3	16.6	1"3/8	5/8	2	400	177.0	I
SHT 2542ZBR	5,545	7,026	8,674	12.3	16.9	1"3/8	5/8	2	500	182.0	II
SHT 2552ZBR	6,619	8,417	10,369	15.3	22.0	1"3/8	5/8	2	500	186.0	II
SHT 2568ZBR	9,089	11,560	14,237	18.4	27.0	1"3/8	5/8	2	500	227.0	II
SHT 2575ZBR	10,548	13,553	16,852	23.3	33.2	1"5/8	5/8	2	500	242.0	II
SHT 2610ZBR	14,610	18,480	22,570	29.6	42.4	1"5/8	7/8	3	500	367.0	III
SHT 2614ZBR	16,477	20,856	25,565	37.3	47.5	2"1/8	7/8	4	500	391.0	IV
SHT 2615ZBR	20,210	25,270	30,740	38.0	53.2	2"1/8	7/8	4	500	416.0	IV

DIMENSION



Base	Length	Width	Height
I	1,600	690	690
II	1,600	890	936
III	1,880	1,100	905
IV	1,368	1,440	1,875

Dimension given in mm





Tecumseh

Tecumseh Euro-Malaysia Sdn Bhd

18, Jalan Sultan Mohamed 4,
Selat Klang Utara, 42000
Port Klang, Selangor Darul Ehsan,
Malaysia.

Tel: 603 - 3176 3886

Fax: 603- 3176 3890

Website: www.tecumseh.com

Email: tem.marketing@tecumseh.com

